



EnGenius Cloud Access Points Series

Optimal Performance, Enterprise Features, & Cloud Management

The EnGenius Cloud Access Point Series brings the industry's most advanced features for quick deployment and holistic management. EnGenius provides cloud managed access points for indoor and outdoor deployments. This AI-driven cloud solution is designed to increase wireless networking efficiency and reduce operating costs for small and medium-sized businesses, and empowers IT managers to rapidly implement IT initiatives to achieve their organizational objectives.

Easy Deployment — Cloud-managed access points for indoors consist of an indoor wall plate and ceiling-mount, while outdoor models are built to withstand difficult outdoor environments. Both indoor and outdoor models are highly flexible to meet the needs of distributed networks across multiple sites and scalable with company growth.

Smart Management — EnGenius Cloud's predictive artificial intelligence and access point data collection helps administrators improve network performance and prevent potential issues. The cloud-based solution allows you to manage the firmware and update network policy remotely for distributed clusters of access points based on region, time zone, and other configuration.

Visualized Analytics — With AI-driven cloud computing, the complex data generated by your networks is aggregated into a centralized, easy-to-navigate visual interface with comprehensive statistical tools and management controls. Minimize potential issues by setting up event-based alerts and receive push notifications through the EnGenius Cloud app.

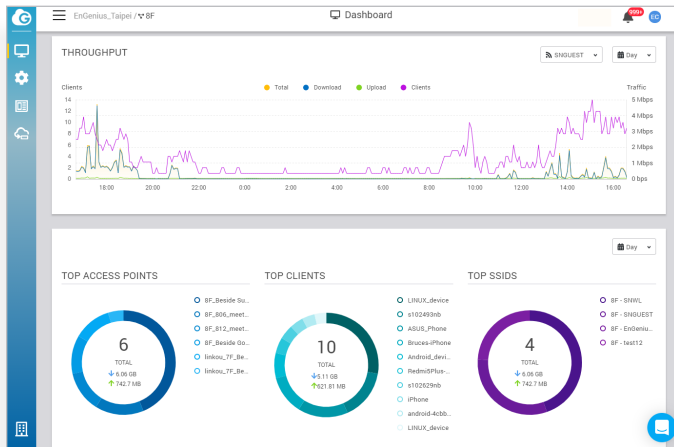
Features & Benefits

- Support standards up to 802.11be (Wi-Fi 7) and backward-com patible with 11a/b/g/n/ac/ax
- Supercharged speeds up to 11,600 Mbps on 6 GHz, 5,800 Mbps on 5 GHz, and 1,400 Mbps on 2.4 GHz
- Tri-radio MU-MIMO improves performance and expands capacities (Wi-Fi 7 device)
- Versatile 4x4 and 2x2 11be & 11ax models with internal & detachable antennas
- Flexible operation modes: AP, Mesh, and AP Mesh
- WPA3 & WPA2-AES authentication support
- Quick-scan device register & configuration and remote monitoring & troubleshooting
- Cloud manages an unlimited number of APs from anywhere with the EnGenius Cloud App
- Mesh wireless support simplifies setup, optimizes signals, and enables self-heals
- WIDS/WIPS, spectrum analysis, and BLE support of Security Access Points

Benefits to Help Grow Your Business

Overview of Access Points Status

The EnGenius Cloud dashboard provides a big-picture view of your network status. The dashboard captures the health status of access points, collects analytics data including network connection status and real-time traffic, and highlights the most used access points, SSID's, clients and applications.



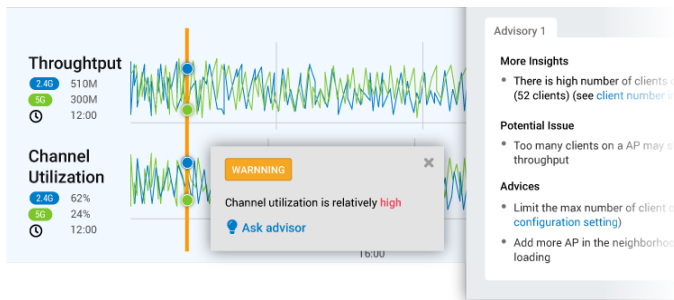
Monitor and Troubleshoot with the Client Timeline

The client timeline pulls up an entire device's history to allow for tracing of potential problems at their source. It provides additional information about issues by analyzing the authentication process between devices, such as a smartphone and wireless access points. The unfolded timeline also assists you to realize if the network problems are related to weak signals or incorrect password between clients and access points.



Pinpoint Issues with the AI-Driven Advisory Board

The EnGenius Cloud advisory board uses artificial intelligence to continuously analyze your networks and report potential problems. You can customize notifications to be sent for any identified abnormal situation in your network devices, which will include recommended best responses to common issues derived from EnGenius machine learning and research.



Network Management and Monitoring On the Go

With the EnGenius Cloud To-Go mobile app, you can have full control of cloud managed access points and devices. It offers highly customizable and real-time notifications to help you stay alert to all issues when they first arise. By using the EnGenius Cloud To-Go app, businesses can easily create a network and configure access points from any location.

Customize Splash Page with Ease

Empower your IT personnel to customize the splash page as you see fit with pre-made templates with WYSIWYG editor. This gives you a starting point to customize logos, images, or add your own HTML so you can give your customers the entrance page that you want them to see before accessing the network.



User Authentication for Wi-Fi Access Per SSID

EnGenius Cloud provides a range of authentication methods to cater to diverse business needs. The AAA authentication can be configured either on the cloud or via the Customer's RADIUS server. Additionally, you can set up a Guest Wi-Fi service with voucher functionality, or enable users to sign in by connecting to their social media account.

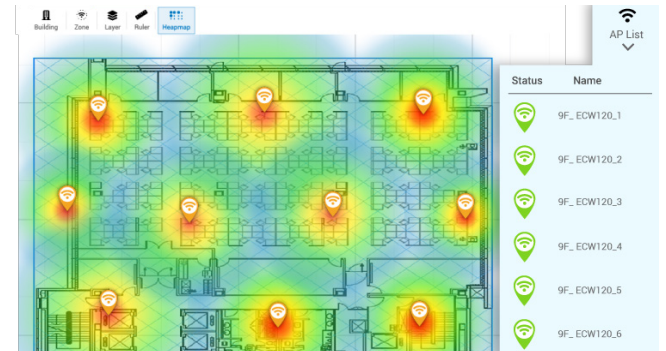
Quick Access to Access Point insights

EnGenius Cloud manages all devices in from a single centralized interface. The access points list offers you a summary of the most important current traffic usage data, such as radio configurations and IP settings. In addition to configuration changes, the list view allows administrators to drill down into details of specific access points to check overall configurations, real-time system meters, radio configuration and IP settings for initial setup, monitoring and troubleshooting.



Access Points Locations and Wi-Fi Strength with Floor Plan

The included Wi-Fi site survey tool accepts an upload of your floor plan and simulates Wi-Fi coverage with a heat map of your desired Tx power, RSSI value, and channel. It is capable of factoring in physical obstacles to coverage in its forecast.

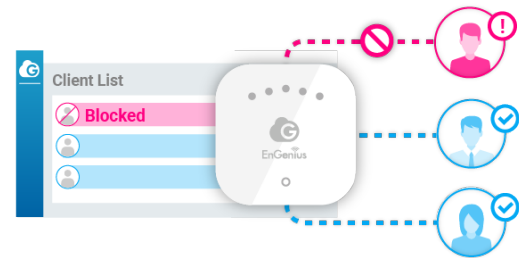
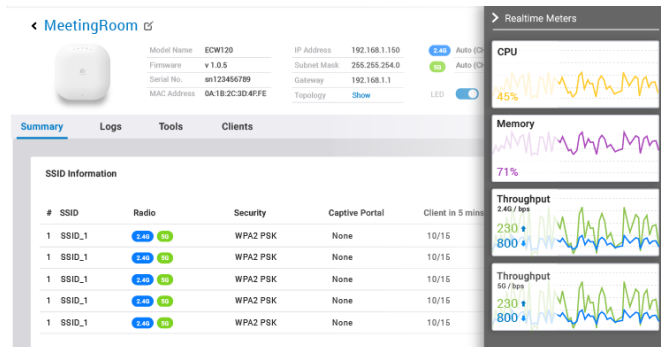


Block Suspicious Clients from Your Networks

The rogue client monitoring tools allow you to deny access to your SSID for selected clients.

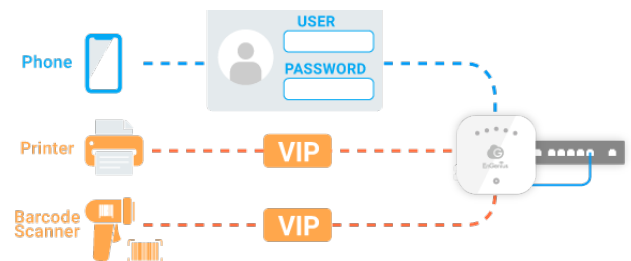
Supervise Access Points with Real-Time Metrics

EnGenius Cloud management can break down an access point's key performance diagnostics such as CPU, memory utilization, and throughput to determine the root cause of a current network problem.



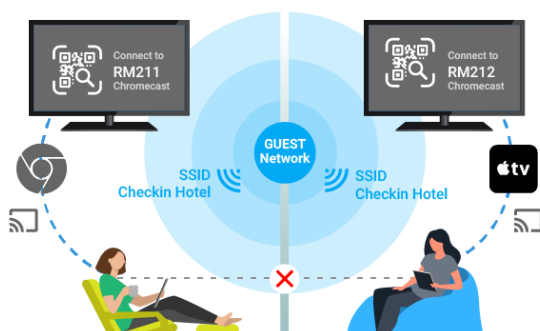
Give Devices VIP Permission to Join Networks Bypass Captive Portal

You can skip authentication for specific clients such as barcode scanners or printers with no web-based interface to proceed for selected clients.



SmartCasting for Mobile Media Streaming to TV

The SmartCasting feature supports fast setup and mobile streaming to the TV. The media sticks, game consoles, or other devices connected to the guest networks bring an exceptional, personalized entertainment experience by casting on the big screen.



Security Access Points Features

AirGuard WIDS Detects Different Types of Wireless Threats

AirGuard is an intelligent wireless security system built-in EnGenius Cloud security AP to protect the airspace from rogue devices and wireless threats 24/7. Using dedicated scanning radios, AirGuard security APs continuously scan the environment for rogue APs and other threats based without degrading network speed at all.

AirGuard auto-categorizes those detected wireless threats.

- Rogue Access Point
- Man-in-the-middle
- Valid SSID Misuse
- Evil Twin Attack
- RF Jamming
- De-authentication

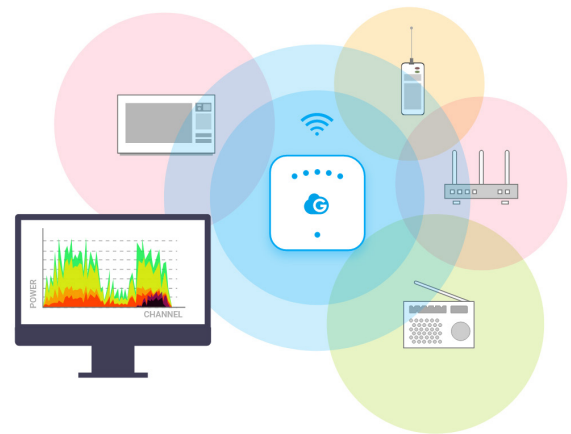


AirGuard WIPS Completely Protect the Airspace from Wireless Attacks

Once a threat has been detected in the network, the AirGuard system will send alert notifications to the administrator whenever security issues are found and provide corresponding advice for remediations.

Real-time Diagnostics to Ensure Air Quality

The security AP comes with the diagnostics toolset to monitor the environment's real-time radio interference, channel utilization, and device status. Thus, the administration can quickly find the potential issues and adjust the device settings accordingly for better experience and performance.



Zero-wait DFS to Avoid Disrupting Client Connection

EnGenius zero-wait DFS feature provides a mechanism for the security AP to avoid connection disruption from radar detection and provides an uninterrupted change of DFS channels when needed.

BLE Capability for Location-based Services and IoT Applications

The security AP can scan and obtain information from Bluetooth devices nearby with a built-in BLE sensor. We also provide BLE API for vendors to communicate with and get data from security AP for any IOT or location-based applications.

Wi-Fi 7 Access Points Solution

Wi-Fi 7 provides Blazing-Fast Speed, Greater Capacity, and Ultra-Low Latency

Wi-Fi 7 utilizes the 2.4 GHz, 5 GHz, and 6 GHz frequency bands with emphasis on the 6 GHz band to provide extensive bandwidth, resulting in high speed and low latency. 4096QAM, Multi-Links Operation, and Multi-RU enhances capacity from multiple client devices, allowing multiple devices to transmit and receive data simultaneously to improve efficiency.

EnGenius Wi-Fi 7 AP brings the Perfect Experience of Future-proof Application

The three 320 MHz channels unlock the full potential of the 6 GHz bands with Wi-Fi 7, eliminating bottlenecks and boosting productivity. Get more transmission done in less time for faster speed.

- 4K/8K high-resolution streaming.
- Cloud computing and collaborative work.
- Next generation experience of AR, VR, and Metaverse.
- High-density wireless network environment

EnGenius Cloud Access Points

	Indoor				
					
Model Name	Cloud5 2x2 Wallplate	Cloud6 2x2 Wallplate	Cloud5 2x2	Cloud5 4x4	Cloud6 2x2
Model Number	ECW115	ECW215	ECW120	ECW130	ECW220
Wi-Fi Standard	11ac Wave 2	Wi-Fi 6 (11ax)	11ac Wave 2	11ac Wave 2	Wi-Fi 6 (11ax)
Frequency	2.4 GHz & 5 GHz	2.4 GHz & 5 GHz	2.4 GHz & 5 GHz	2.4 GHz & 5 GHz	2.4 GHz & 5 GHz
Data Rate (2.4 GHz)	400 Mbps	600 Mbps	400 Mbps	800 Mbps	600 Mbps
Data Rate (5 GHz)	867 Mbps	1200 Mbps	867 Mbps	1800 Mbps	1200 Mbps
Data Rate (6 GHz)	-	-	-	-	-
Radio Chains	2 x 2:2	2 x 2:2	2 x 2:2	4 x 4:4	2 x 2:2
Tx Power (2.4 GHz)	17 dBm	20 dBm	23 dBm	25 dBm	22 dBm
Tx Power (5 GHz)	17 dBm	20 dBm	23 dBm	24 dBm	22 dBm
Tx Power (6 GHz)	-	-	-	-	-
Antennas (2.4 GHz)	2 x 4 dBi Omni	2 x 4 dBi Omni	2 x 5 dBi Omni	2 x 4 dBi Omni	2 x 4 dBi Omni
Antennas (5 GHz)	2 x 5 dBi Omni	2 x 5 dBi Omni	2 x 5 dBi Omni	2 x 6 dBi Omni	2 x 5 dBi Omni
Antennas (6 GHz)	-	-	-	-	-
PoE Standard	802.3af/at	802.3af/at	802.3af	802.3at	802.3af
Scanning Radio	-	-	-	-	-
BLE	-	-	-	-	-
Power Consumption (Peak)	11.9W	14.2W	12W	19.1W	12.8W
Ethernet Port	2x GE PoE+ ports 1x GE PSE Out port	2x GE PoE+ ports 1x GE PSE Out port	1x GE PoE port	1x GE PoE+port 1x GE port	1x GE PoE port
Mounting	Wall	Wall	Wall/ Ceiling	Wall/ Ceiling	Wall/ Ceiling
IP Rating	N/A	N/A	N/A	N/A	N/A
Dimensions	140 x 90 x 40 mm	140 x 90 x 40 mm	161 x 161 x 41 mm	215 x 215 x 56 mm	160 x 160 x 33 mm
Mesh Technology	●	●	●	●	●
Mobile app (Cloud To-Go)	●	●	●	●	●


* The data is for ECW220 hardware v2 only. For hardware v1, the Tx-power is 20 dBm.

EnGenius Cloud Access Points

	Indoor				
					
Model Name	Cloud6 2x2 S	Cloud6 4x4	Cloud6 4x4 S	Cloud7 2x2x2	Cloud7 4x4x4
Model Number	ECW220S	ECW230	ECW230S	ECW526	ECW536
Wi-Fi Standard	Wi-Fi 6 (11ax)	Wi-Fi 6 (11ax)	Wi-Fi 6 (11ax)	Wi-Fi 7 (11be)	Wi-Fi 7 (11be)
Frequency	2.4 GHz & 5 GHz	2.4 GHz & 5 GHz	2.4 GHz & 5 GHz	2.4 GHz & 5 GHz & 6 GHz	2.4 GHz & 5 GHz & 6 GHz
Data Rate (2.4 GHz)	600 Mbps	1200 Mbps	1200 Mbps	700 Mbps	1,400 Mbps
Data Rate (5 GHz)	1200 Mbps	2400 Mbps	2400 Mbps	2,900 Mbps	5,800 Mbps
Data Rate (6 GHz)	-	-	-	5,800 Mbps	11,600 Mbps
Radio Chains	2 x 2:2	4 x 4:4	4 x 4:4	2 x 2:2	4 x 4:4
Tx Power (2.4 GHz)	22 dBm	23 dBm	23 dBm	23 dBm	25 dBm
Tx Power (5 GHz)	22 dBm	23 dBm	23 dBm	22 dBm	24 dBm
Tx Power (6 GHz)	-	-	-	22 dBm	24 dBm
Antennas (2.4 GHz)	2 x 4 dBi Omni	4 x 5 dBi Omni	4 x 5 dBi Omni	2 x 5 dBi Omni	4 x 5 dBi Omni
Antennas (5 GHz)	2 x 5 dBi Omni	4 x 6 dBi Omni	4 x 6 dBi Omni	2 x 6 dBi Omni	4 x 6 dBi Omni
Antennas (6 GHz)	-	-	-	2 x 6 dBi Omni	4 x 5 dBi Omni
PoE Standard	802.3af/at	802.3at	802.3at	802.3at	802.3bt
Scanning Radio	●	-	●	-	-
BLE	●	-	●	-	-
Power Consumption (Peak)	12.8W	19.5W	19.5W	21 W	38 W
Ethernet Port	1x GE PoE+ port	1x 2.5GE PoE+ port	1x 2.5GE PoE+ port	1x 10GE PoE+port	1x 10GE PoE++port 1x 10GE port
Mounting	Wall/ Ceiling	Wall/ Ceiling	Wall/ Ceiling	Wall/ Ceiling	Wall/ Ceiling
IP Rating	N/A	N/A	N/A	N/A	N/A
Dimensions	160 x 160 x 33 mm	205 x 205 x 33 mm	205 x 205 x 33 mm	190 x 190 x 39.5 mm	230 x 230 x 39.5 mm
Mesh Technology	●	●	●	●	●
Mobile app (Cloud To-Go)	●	●	●	●	●

* The data is for ECW220 hardware v2 only. For hardware v1, the Tx-power is 20 dBm.

EnGenius Cloud Access Points



	Indoor	Outdoor		
Model Name	Cloud6E 4x4x4	Cloud5 2x2 Outdoor	Cloud6 2x2 Outdoor	Cloud6 4x4 Outdoor
Model Number	ECW336	ECW160	ECW260	ECW270
Wi-Fi Standard	Wi-Fi 6E (11ax)	11ac Wave 2	Wi-Fi 6 (11ax)	Wi-Fi 6 (11ax)
Frequency	2.4 GHz & 5 GHz & 6 GHz	2.4 GHz & 5 GHz	2.4 GHz & 5GHz	2.4 GHz & 5GHz
Data Rate (2.4 GHz)	1,200 Mbps	400 Mbps	600 Mbps	1200 Mbps
Data Rate (5 GHz)	2,400 Mbps	867 Mbps	1200 Mbps	2400 Mbps
Data Rate (6 GHz)	4,800 Mbps	-	-	-
Radio Chains	4 x 4:4	2 x 2:2	2 x 2:2	4 x 4:4
Tx Power (2.4 GHz)	23 dBm	23 dBm	23 dBm	24 dBm
Tx Power (5 GHz)	23 dBm	23 dBm	25 dBm	24 dBm
Tx Power (6 GHz)	23 dBm	-	-	-
Antennas (2.4 GHz)	4 x 5 dBi Omni	2 x 5 dBi External Omni	2 x 5 dBi External Omni	4 x 5 dBi External Omni
Antennas (5 GHz)	4 x 6 dBi Omni	2 x 5 dBi External Omni	2 x 5 dBi External Omni	4 x 7 dBi External Omni
Antennas (6 GHz)	4 x 5 dBi Omni	-	-	-
PoE Standard	802.3at	802.3af/at	802.3af/at	802.3at/bt
Scanning Radio	-	-	-	-
BLE	-	-	-	-
Power Consumption (Peak)	22.5W	12.6W	15.9W	46W
Ethernet Port	1x 5GE PoE+ port	1x GE PoE+ port	1x 2.5GE PoE+ port	1x 2.5GE PoE++ port 1x GE PSE Out port
Mounting	Wall/ Ceiling	Wall/ Pole	Wall/ Pole	Wall/ Pole
IP Rating	N/A	IP67	IP67	IP68
Dimensions	205 x 205 x 33 mm	112 x 173 x 30 mm	124 x 190 x 52.5 mm	218 x 285 x 53 mm
Mesh Technology	●	●	●	●
Mobile app (Cloud To-Go)	●	●	●	●

Technical Specifications

Standards

ECW115/ECW120/ECW130/ECW160

IEEE 802.11b/g/n on 2.4 GHz

IEEE 802.11a/n/ac on 5 GHz

ECW215/ECW220/ECW230/ECW260/ECW220S/ECW230S/ECW270

IEEE 802.11ax on 2.4 GHz

IEEE 802.11ax on 5 GHz

Backward compatible with 802.11a/b/g/n/ac

ECW336

IEEE 802.11ax on 2.4 GHz

IEEE 802.11ax on 5 GHz

IEEE 802.11ax on 6 GHz

Backward compatible with 802.11a/b/g/n/ac

ECW526/ECW536

IEEE 802.11be on 2.4 GHz

IEEE 802.11be on 5 GHz

IEEE 802.11be on 6 GHz

Backward compatible with 802.11a/b/g/n/ac/ax

Antenna

ECW115/ECW215

2 x 2.4 GHz: 4 dBi

2 x 5 GHz: 5 dBi

Integrated Omni-Directional Antenna

ECW120

2 x 2.4 GHz: 5 dBi

2 x 5 GHz: 5 dBi

Integrated Omni-Directional Antenna

ECW130

4 x 2.4 GHz: 4 dBi

4 x 5 GHz: 6 dBi

Integrated Omni-Directional Antenna

ECW160/ECW260

2 x 2.4 GHz: 5 dBi

2 x 5 GHz: 5 dBi

External Omni-Directional Antenna

ECW220/ECW220S

2 x 2.4 GHz: 4 dBi

2 x 5 GHz: 5 dBi

Integrated Omni-Directional Antenna

ECW230/ECW230S

4 x 2.4 GHz: 5 dBi

4 x 5 GHz: 6 dBi

Integrated Omni-Directional Antenna

ECW270

4 x 2.4 GHz: 5 dBi

4 x 5 GHz: 7 dBi

External Omni-Directional Antenna

ECW336/ECW536

4 x 2.4 GHz: 5 dBi

4 x 5 GHz: 6 dBi

4 x 6 GHz: 5 dBi

Integrated Omni-Directional Antenna

ECW526

2 x 2.4 GHz: 5 dBi

2 x 5 GHz: 6 dBi

2 x 6 GHz: 6 dBi

Integrated Omni-Directional Antenna

Physical Interface

ECW115/ECW215

2 x GE Port (PoE+)

1 x GE Port (PSE Out ; requires 802.3at power source)

1 x DC Jack

1 x Reset Button

ECW120/ECW220

1 x GE Port (PoE)

1 x DC Jack

1 x Reset Button

ECW130

1 x GE Port (PoE+)

1 x GE Port

1 x DC Jack

1 x Reset Button

ECW160

1 x GE Port (PoE+)

ECW220S

1 x GE Port (PoE+)

1 x DC Jack

1 x Reset Button

ECW230/ECW230S

1 x 2.5GE Port (PoE+)

1 x DC Jack

1 x Reset Button

ECW260

1 x 2.5GE Port (PoE+)

ECW270

1 x GE Port

1 x 2.5GE Port (PoE+)

ECW336

1 x 5GE Port (PoE+)

1 x DC Jack

1 x Reset Button

ECW526

1 x 10GE Port (PoE+)

1 x DC Jack

1 x Reset Button

Technical Specifications

ECW536

- 1 x 10GE Port (PoE++)
- 1 x 10GE Port
- 1 x DC Jack
- 1 x Reset Button

LED Indicators

ECW115/ECW215/ECW526/ECW536

- 1 x Multi-color LED

ECW120

- 1 x Power
- 1 x LAN
- 1 x 2.4 GHz
- 1 x 5 GHz
- 1 x Mesh

ECS130/ECW270

- 1 x Power
- 1 x LAN1
- 1 x LAN2
- 1 x 2.4 GHz
- 1 x 5 GHz

ECW160/ECW220/ECW230/ECW260/ECW220S

- 1 x Power
- 1 x LAN
- 1 x 2.4 GHz
- 1 x 5 GHz

ECW230S

- 1 x Power
- 1 x LAN
- 1 x 2.4 GHz
- 1 x 5 GHz
- 1 x Scanning
- 1 x BLE

ECW336

- 1 x Power
- 1 x LAN
- 1 x 2.4 GHz
- 1 x 5 GHz
- 1 x 6 GHz

Power Source

ECW115

- Power-over-Ethernet: 802.3af/at Input
- 12VDC /1A Power Adapter (Optional)

ECW120

- Power-over-Ethernet: 802.3af Input
- 12VDC /1A Power Adapter (Optional)

ECW130/ECW230/ECW230S/ECW336/ECW526

- Power-over-Ethernet: 802.3at Input
- 12VDC /2A Power Adapter (Optional)

ECW215/ECW220/ECW220S

- Power-over-Ethernet: 802.3af/at Input
- 12VDC /1.5A Power Adapter (Optional)

ECW160/ ECW260

- Power-over-Ethernet: 802.3af/at Input
- Active Ethernet (PoE)

ECW270

- Power-over-Ethernet: 802.3at/bt Input
- Active Ethernet (PoE)

ECW536

- Power-over-Ethernet: 802.3bt Input
- 12VDC /3A Power Adapter

Maximum Power Consumption

ECW115

11.9W

ECW120

12W

ECW130

19.1W

ECW160

12.6W

ECW215

14.2W

ECW220/ECW220S

12.8W

ECW230/ECW230S

19.5W

ECW260

15.9W

ECW270

46W

ECW336

22.5W

ECW526

21W

ECW536

38W

Wireless & Radio Specifications Operating Frequency

ECW115/ECW120/ECW130/ECW160/ECW215/ECW220/ECW230/ECW260/ECW220S/ECW230S/ECW270

Dual-Radio Concurrent 2.4 GHz & 5 GHz

ECW336/ECW526/ECW536

Tri-Radio Concurrent 2.4 GHz & 5 GHz & 6GHz

Operation Modes

ECW115/ECW120/ECW130/ECW160/ECW215/ECW220/ECW230/ECW260/ECW220S/ECW230S/ECW270/ECW336/ECW526/ECW536

Managed mode: AP, AP Mesh, Mesh

Technical Specifications

Frequency Radio

ECW115/ECW120/ECW130/ECW160/ECW215/ECW220/ECW230/ECW220S/ECW230S/ECW336

2.4 GHz: 2400 MHz ~ 2482 MHz

5 GHz: 5150 MHz ~ 5250 MHz, 5250 MHz ~ 5350 MHz, 5470 MHz ~ 5725 MHz, 5725 MHz ~ 5850 MHz

ECW260/ECW270

2.4 GHz: 2400 MHz ~ 2483 MHz

5 GHz: 5150 MHz ~ 5250 MHz, 5250 MHz ~ 5350 MHz, 5470 MHz ~ 5725 MHz, 5725 MHz ~ 5875 MHz

ECW336

2.4 GHz: 2400 MHz ~ 2482 MHz

5 GHz: 5150 MHz ~ 5250 MHz, 5250 MHz ~ 5350 MHz, 5470 MHz ~ 5725 MHz, 5725 MHz ~ 5850 MHz

6 GHz: 5925MHz ~ 6425MHz, 6525MHz ~ 6875MHz

ECW526/ECW536

2.4 GHz: 2400 MHz ~ 2482 MHz

5 GHz: 5150 MHz ~ 5250 MHz, 5250 MHz ~ 5350 MHz, 5470 MHz ~ 5725 MHz, 5725 MHz ~ 5850 MHz

6GHz: 5925-7125MHz

Transmit Power

ECW115

Up to 17 dBm on 2.4 GHz

Up to 17 dBm on 5 GHz

(Maximum power is limited by regulatory domain)

ECW120/ECW160

Up to 23 dBm on 2.4 GHz

Up to 23 dBm on 5 GHz

(Maximum power is limited by regulatory domain)

ECW130

Up to 25 dBm on 2.4 GHz

Up to 24 dBm on 5 GHz

(Maximum power is limited by regulatory domain)

ECW215

Up to 20 dBm on 2.4 GHz

Up to 20 dBm on 5 GHz

(Maximum power is limited by regulatory domain)

ECW220/ECW220S

Up to 22 dBm on 2.4 GHz

Up to 22 dBm on 5 GHz

(Maximum power is limited by regulatory domain)

ECW230/ECW230S

Up to 23 dBm on 2.4 GHz

Up to 23 dBm on 5 GHz

(Maximum power is limited by regulatory domain)

ECW260/ECW270

Up to 23 dBm on 2.4 GHz

Up to 25 dBm on 5 GHz

(Maximum power is limited by regulatory domain)

ECW336

Up to 23 dBm on 2.4 GHz

Up to 23 dBm on 5 GHz

Up to 23 dBm on 6 GHz

(Maximum power is limited by regulatory domain)

ECW526

Up to 23 dBm on 2.4 GHz

Up to 22 dBm on 5 GHz

Up to 22 dBm on 6 GHz

(Maximum power is limited by regulatory domain)

ECW536

Up to 25 dBm on 2.4 GHz

Up to 24 dBm on 5 GHz

Up to 24 dBm on 6 GHz

(Maximum power is limited by regulatory domain)

Tx Beamforming (TxBF)

Radio Chains/Spatial Stream

ECW115/ECW120/ECW160/ECW215/ECW220/ECW260/ECW220S/ECW526

2 × 2:2

ECW130/ECW230/ECW230S/ECW270/ECW336/ECW536

4 × 4:4

SU-MIMO

ECW115/ECW120/ECW160

Two(2) spatial stream Single User (SU) MIMO for up to 400 Mbps wireless data rate with VHT40 bandwidth to a 2x2 wireless device under the 2.4GHz radio.

Two(2) spatial stream Single User (SU) MIMO for up to 867 Mbps wireless data rate with VHT80 to a 2x2 wireless device under the 5GHz radio.

ECW130

Four(4) spatial stream Single User (SU) MIMO for up to 800 Mbps wireless data rate with VHT40 bandwidth to a 4x4 wireless device under the 2.4GHz radio.

Four(4) spatial stream Single User (SU) MIMO for up to 1800 Mbps wireless data rate with VHT80 to a 4x4 wireless device under the 5GHz radio.

ECW215/ECW220/ECW220S

Two (2) spatial stream Single User (SU) MIMO for up to 574 Mbps wireless data rate with HE40 bandwidth to a 2x2 wireless client device under the 2.4GHz radio.

Two (2) spatial stream Single User (SU) MIMO for up to 1,200 Mbps wireless data rate with VHT80 to a 2x2 wireless device under the 5GHz radio.

ECW230/ECW230S/ECW270

Four (4) spatial stream Single User (SU) MIMO for up to 1148 Mbps wireless data rate with HE40 bandwidth to a 4x4 wireless client device under the 2.4GHz radio.

Four (4) spatial stream Single User (SU) MIMO for up to 2400 Mbps wireless data rate with HE80 to a 4x4 wireless device under the 5GHz radio.

ECW260

Two(2) spatial streams SU-MIMO for 2.4GHz and two(2) spatial streams SU-MIMO for 5GHz up to totally 1,774Mbps wireless data rate to a single 11ax wireless client device under the both 2.4GHz and 5GHz radio.

ECW336

Four (4) spatial stream Single User (SU) MIMO for up to 1148 Mbps wireless data rate with HE40 bandwidth to a 4x4 wireless client device under the 2.4GHz radio.

Technical Specifications

Four (4) spatial stream Single User (SU) MIMO for up to 2400 Mbps wireless data rate with HE80 to a 4x4 wireless device under the 5GHz radio.

Four (4) spatial stream Single User (SU) MIMO for up to 4800 Mbps wireless data rate with HE160 to a 4x4 wireless device under the 6GHz radio.

ECW526

Two(2) spatial stream Single User (SU) MIMO for up to 700 Mbps wireless data rate with VHT40 bandwidth to a 2x2 wireless device under the 2.4GHz radio.

Two(2) spatial stream Single User (SU) MIMO for up to 2,900 Mbps wireless data rate with HE160 to a 2x2 wireless device under the 5GHz radio.

Two(2) spatial stream Single User (SU) MIMO for up to 5,800 Mbps wireless data rate with EHT320 to a 2x2 wireless device under the 6GHz radio.

ECW536

Four(4) spatial stream Single User (SU) MIMO for up to 1,400 Mbps wireless data rate with VHT40 bandwidth to a 4x4 wireless device under the 2.4GHz radio.

Four(4) spatial stream Single User (SU) MIMO for up to 5,800 Mbps wireless data rate with HE160 bandwidth to a 4x4 wireless device under the 5GHz radio.

Four(4) spatial stream Single User (SU) MIMO for up to 11,600 Mbps wireless data rate with EHT320 bandwidth to a 4x4 wireless device under the 6GHz radio.

MU-MIMO

ECW115/ECW120/ECW160

Two (2) Spatial Stream MU-MIMO up to 867 Mbps wireless data rate for transmitting to two (2) streams MU-MIMO capable wireless devices under 5GHz simultaneously.

ECW130

Four(4) spatial stream MU-MIMO for up to 800 Mbps wireless data rate with VHT40 bandwidth to a 4x4 wireless device under the 2.4GHz radio.

Four(4) spatial stream MU-MIMO for up to 1800 Mbps wireless data rate with VHT80 to a 4x4 wireless device under the 5GHz radio simultaneously.

ECW215/ECW220/ECW220S

Two (2) spatial streams Multiple (MU)-MIMO up to 1,200 Mbps wireless data rate for transmitting to two (2) streams MU-MIMO 11ax capable wireless client devices under 5GHz simultaneously.

Two (2) spatial streams Multiple (MU)-MIMO up to 574 Mbps wireless data rate for transmitting to two (2) streams MU-MIMO 11ax capable wireless client devices under 2.4GHz simultaneously.

ECW230/ECW230S/ECW270

Four (4) spatial streams Multiple (MU)-MIMO up to 2,400 Mbps wireless data rate for transmitting to four (4) streams MU-MIMO 11ax capable wireless client devices under 5GHz simultaneously.

Four (4) spatial streams Multiple (MU)-MIMO up to 1,148 Mbps wireless data rate for transmitting to four (4) streams MU-MIMO 11ax capable wireless client devices under 2.4GHz simultaneously.

ECW260

Two(2) spatial streams multi-user (MU)-MIMO for up to 1201 Mbps wireless data rate to transmit to one(1) two streams MU-MIMO 11ax capable wireless client devices under 5GHz simultaneously.

Two(2) spatial streams multi-user (MU)-MIMO for up to 574 Mbps wireless data rate to transmit to one(1) two streams MU-MIMO 11ax capable wireless client devices under 2.4GHz simultaneously.

ECW336

Four (4) spatial streams Multiple (MU)-MIMO up to 4800 Mbps wireless data rate for transmitting to four (4) streams MU-MIMO 11ax capable wireless client devices under 6GHz simultaneously.

Four (4) spatial streams Multiple (MU)-MIMO up to 2,400 Mbps wireless data rate for transmitting to four (4) streams MU-MIMO 11ax capable wireless client devices under 5GHz simultaneously.

Four (4) spatial streams Multiple (MU)-MIMO up to 1,148 Mbps wireless data rate for transmitting to four (4) streams MU-MIMO 11ax capable wireless client devices under 2.4GHz simultaneously.

ECW526

Two(2) spatial stream MU-MIMO for up to 700 Mbps wireless data rate with VHT40 bandwidth to a 2x2 wireless device under the 2.4GHz radio.

Two(2) spatial stream MU-MIMO for up to 2,900 Mbps wireless data rate with HE160 to a 2x2 wireless device under the 5GHz radio simultaneously.

Two(2) spatial stream MU-MIMO for up to 5,800 Mbps wireless data rate with EHT320 to a 2x2 wireless device under the 6GHz radio simultaneously.

ECW536

Four(4) spatial stream MU-MIMO for up to 1,400 Mbps wireless data rate with VHT40 bandwidth to a 4x4 wireless device under the 2.4GHz radio simultaneously.

Four(4) spatial stream MU-MIMO for up to 5,800 Mbps wireless data rate with HE160 bandwidth to a 4x4 wireless device under the 5GHz radio simultaneously.

Four(4) spatial stream MU-MIMO for up to 11,600 Mbps wireless data rate with EHT320 bandwidth to a 4x4 wireless device under the 6GHz radio simultaneously.

Supported Data Rates (Mbps)*

ECW115/ECW120/ECW130/ECW160

2.4 GHz: Max 400 (MCS0 to MCS11, NSS = 1 to 2)

5 GHz: Max 867 (MCS0 to MSC11, NSS = 1 to 2)

802.11b: 1, 2, 5.5, 11

802.11a/g: 6, 9, 12, 18, 36, 48, 54

802.11n: 6.5 to 300 Mbps (MCS0 to MCS15) (Additional 25% bandwidth when enabling 256-QAM uner HT40)

802.11ac: 6.5 to 867 Mbps (MCS0 to MCS9, NSS = 1 to 2)

ECW215/ECW220/ECW220S

802.11ax:

2.4 GHz: 9 to 574 (MCS0 to MCS11, NSS = 1 to 2)

5 GHz: 18 to 1200 (MCS0 to MSC11, NSS = 1 to 2)

802.11b: 1, 2, 5.5, 11

802.11a/g: 6, 9, 12, 18, 36, 48, 54

802.11n: 6.5 to 300 Mbps (MCS0 to MCS15)

802.11ac: 6.5 to 867 Mbps (MCS0 to MCS9, NSS = 1 to 2)

ECW230/ECW230S/ECW270

802.11ax:

2.4 GHz: 9 to 1,148 (MCS0 to MCS11, NSS = 1 to 4)

5 GHz: 18 to 2,400 (MCS0 to MSC11, NSS = 1 to 4)

802.11b: 1, 2, 5.5, 11

802.11a/g: 6, 9, 12, 18, 36, 48, 54

802.11n: 6.5 to 600 (MCS0 to MCS31)

802.11ac: 6.5 to 1,733 (MCS0 to MCS9, NSS = 1 to 4)

ECW260

802.11ax:

2.4 GHz: 9 to 574 (MCS0 to MCS11, NSS = 1 to 2)

5 GHz: 18 to 1200 (MCS0 to MCS11, NSS = 1 to 2)

802.11b: 1, 2, 5.5, 11

802.11a/g: 6, 9, 12, 18, 36, 48, 54

802.11n: 6.5 to 300 (MCS0 to MCS15)

802.11ac: 6.5 to 867 (MCS0 to MCS9, NSS = 1 to 2)

ECW336

802.11ax:

2.4 GHz: 9 to 1,148 (MCS0 to MCS11, NSS = 1 to 4)

5 GHz: 18 to 2,400 (MCS0 to MSC11, NSS = 1 to 4)

6 GHz: 18 to 4,800 (MCS0 to MSC13, NSS = 1 to 4)

802.11b: 1, 2, 5.5, 11

802.11a/g: 6, 9, 12, 18, 36, 48, 54

802.11n: 6.5 to 600 (MCS0 to MCS31)

802.11ac: 6.5 to 1,733 (MCS0 to MCS9, NSS = 1 to 4)

ECW526

802.11be:

2.4 GHz: Max 700 (MCS0 to MCS11, NSS = 1 to 4)

5 GHz: Max 2,900 (MCS0 to MSC11, NSS = 1 to 4)

6 GHz: Max 5,800 (MCS0 to MSC13, NSS = 1 to 4)

802.11ax:

2.4 GHz: 9 to 1,148 (MCS0 to MCS11, NSS = 1 to 4)

5 GHz: 18 to 2,400 (MCS0 to MSC11, NSS = 1 to 4)

6 GHz: 18 to 4,800 (MCS0 to MSC13, NSS = 1 to 4)

802.11b: 1, 2, 5.5, 11

802.11a/g: 6, 9, 12, 18, 36, 48, 54

802.11n: 6.5 to 600 (MCS0 to MCS31)

802.11ac: 6.5 to 1,733 (MCS0 to MCS9, NSS = 1 to 4)

ECW536

802.11be:

2.4 GHz: Max 1,400 (MCS0 to MCS11, NSS = 1 to 4)

5 GHz: Max 5,800 (MCS0 to MSC11, NSS = 1 to 4)

6 GHz: Max 11,600 (MCS0 to MSC13, NSS = 1 to 4)

802.11ax:

2.4 GHz: 9 to 1,148 (MCS0 to MCS11, NSS = 1 to 4)

5 GHz: 18 to 2,400 (MCS0 to MSC11, NSS = 1 to 4)

6 GHz: 18 to 4,800 (MCS0 to MSC13, NSS = 1 to 4)

802.11b: 1, 2, 5.5, 11

802.11a/g: 6, 9, 12, 18, 36, 48, 54

802.11n: 6.5 to 600 (MCS0 to MCS31)

802.11ac: 6.5 to 1,733 (MCS0 to MCS9, NSS = 1 to 4)

Supported Radio Technologies**ECW115/ECW120/ECW160**

802.11a/g/n/ac: Orthogonal Frequency-Division Multiplexing (OFDM)

802.11b: Direct-Sequence Spread Spectrum (DSSS)

802.11n/ac: 2x2 MIMO with 2 Streams

ECW130

802.11a/g/n/ac: Orthogonal Frequency-Division Multiplexing (OFDM)

802.11b: Direct-Sequence Spread Spectrum (DSSS)

802.11n/ac: 4x4 MIMO with 4 Streams

ECW215/ECW220/ECW230/ECW260/ECW220S/ECW230S/ECW270/ECW336

802.11ax: Orthogonal Frequency Division Multiple Access(OFDMA)

802.11a/g/n/ac: Orthogonal Frequency Division Multiple (OFDM)

802.11b: Direct-sequence spread-spectrum (DSSS)

ECW526/ECW536

802.11be/ax: Orthogonal Frequency Division Multiple Access(OFDMA)

802.11a/g/n/ac: Orthogonal Frequency Division Multiple (OFDM)

802.11b: Direct-sequence spread-spectrum (DSSS)

Channelization**ECW115/ECW120/ECW130/ECW160**

802.11ac Supports Very High Throughput (VHT)—VHT 20/40/80 MHz

802.11n Supports High Throughput (HT)—HT 20/40 MHz

802.11n Supports High Throughput (HT) Under the 2.4 GHz Radio—HT 40 MHz (256-QAM)

802.11n/ac Packet Aggregation: A-MPDU, A-SPDU

ECW215/ECW220/ECW230/ECW260/ECW220S/ECW230S/ECW270

802.11ax supports high efficiency throughput (HE) —HE 20/40/80 MHz

802.11ac supports very high throughput (VHT) —VHT 20/40/80 MHz

802.11n supports high throughput (HT) —HT 20/40 MHz

802.11n supports high throughput under the 2.4GHz radio —HT40 MHz (256-QAM)

802.11n/ac/ax packet aggregation: A-MPDU, A-SPDU

ECW336

802.11ax supports high efficiency throughput (HE) —HE 20/40/80/160 MHz

802.11ac supports very high throughput (VHT) —VHT 20/40/80 MHz

802.11n supports high throughput (HT) —HT 20/40 MHz

802.11n supports high throughput under the 2.4GHz radio —HT40 MHz (256-QAM)

802.11n/ac/ax packet aggregation: A-MPDU, A-SPDU

ECW526/ECW536

802.11be supports extreme high efficiency (EHT) —EHT 20/40/80/160/320 MHz

802.11ax supports high efficiency throughput (HE) —HE 20/40/80/160 MHz

802.11ac supports very high throughput (VHT) —VHT 20/40/80 MHz

802.11n supports high throughput (HT) —HT 20/40 MHz

802.11n supports high throughput under the 2.4GHz radio —HT40 MHz (256-QAM)

802.11n/ac/ax packet aggregation: A-MPDU, A-SPDU

Max Concurrent User**ECW115/ECW120/ECW130/ECW160/ECW215**

128 Per radio

ECW220/ECW230/ECW260/ECW220S/ECW230S/ECW270/ECW336

512 Per radio

ECW526/ECW536

512

Supported Modulation**ECW115/ECW120/ECW130/ECW160**

802.11ac: BPSK, QPSK, 16-QAM, 64-QAM, 256-QAM

802.11a/g/n: BPSK, QPSK, 16-QAM, 64-QAM

802.11b: BPSK, QPSK, CCK

ECW215/ECW220/ECW230/ECW260/ECW220S/ECW230S/ECW270/ECW336

802.11ax: BPSK, QPSK, 16-QAM, 64-QAM, 256-QAM, 1024-QAM

802.11ac: BPSK, QPSK, 16-QAM, 64-QAM, 256-QAM

802.11a/g/n: BPSK, QPSK, 16-QAM, 64-QAM

802.11b: BPSK, QPSK, CCK

ECW526/ECW536

802.11be: BPSK, QPSK, 16-QAM, 64-QAM, 256-QAM, 1024-QAM, 4096-QAM

802.11ax: BPSK, QPSK, 16-QAM, 64-QAM, 256-QAM, 1024-QAM

802.11ac: BPSK, QPSK, 16-QAM, 64-QAM, 256-QAM

802.11a/g/n: BPSK, QPSK, 16-QAM, 64-QAM

802.11b: BPSK, QPSK, CCK

Management Multiple BSSID

ECW115/ECW120/ECW130/ECW160/ECW215/ECW220/ECW230/ECW260/ ECW220S/ECW230S/ECW270

8 SSIDs on both 2.4GHz and 5GHz bands.

ECW336/ECW526/ECW536

8 SSIDs on both 2.4GHz, 5GHz & 6GHz bands

VLAN Tagging

ECW115/ECW120/ECW130/ECW160/ECW215/ECW220/ECW230/ECW260/ ECW220S/ECW230S/ECW270/ECW336/ECW526/ECW536

Supports 802.1q SSID-to-VLAN Tagging

Cross-Band VLAN Pass-Through

Management VLAN

Spanning Tree

ECW115/ECW120/ECW130/ECW160/ECW215/ECW220/ECW230/ECW260/ ECW220S/ECW230S/ECW270/ECW336/ECW526/ECW536

Supports 802.1d Spanning Tree Protocol

QoS (Quality of Service)

ECW115/ECW120/ECW130/ECW160/ECW215/ECW220/ECW230/ECW260/ ECW220S/ECW230S/ECW270/ECW336/ECW526/ECW536

Compliant With IEEE 802.11e Standard

WMM

Fast Roaming

ECW115/ECW120/ECW130/ECW160/ECW215/ECW220/ECW230/ECW260/ ECW220S/ECW230S/ECW270/ECW336/ECW526/ECW536

802.11r/k

Wireless Security

ECW115/ECW120/ECW130/ECW160/ECW215/ECW220/ECW230/ECW260/ ECW220S/ECW230S/ECW270/ECW336/ECW526/ECW536

WPA2-PSK

WPA2-Enterprise

WPA3-PSK

WPA3-Enterprise

Hide SSID in Beacons

Wireless STA (Client) Connected List

Client Isolation

Environment & Physical Temperature Range

ECW115/ECW120/ECW130/ECW215/ECW220/ECW230/ECW220S/ECW230S/ ECW336/ECW526/ECW536

Operating: 32°F~104°F (0 °C~40 °C)

Storage: -40 °F~176 °F (-40 °C~80 °C)

ECW160/ECW260

Operating: -4°~140°F/-20°C~60°C

Storage: -40°F~176°F/-40°C~80°C

ECW270

Operating: -4°~149°F/-20°C~65°C

Storage: -40°F~176°F/-40°C~80°C

Humidity (non-condensing)

ECW115/ECW120/ECW130/ECW160/ECW215/ECW220/ECW230/ECW260/ ECW220S/ECW230S/ECW270/ECW336/ECW526/ECW536

Operating: 90% or less

Storage: 90% or less

Dimensions & Weight

ECW115

Weight: 225 g

Width: 140 mm

Length: 90 mm

Height: 40 mm

ECW120

Weight: 362.8 g

Width: 161.5 mm

Length: 161.5 mm

Height: 41.6 mm

ECW130

Weight: 634 g

Width: 215 mm

Length: 215 mm

Height: 56 mm

ECW160

Weight: 829.5 g

Width: 111.2 mm

Length: 173.6 mm

Height: 30.29 mm

ECW215

Weight: 269 g

Width: 140 mm

Length: 90 mm

Height: 40 mm

ECW220

Weight: 382 g

Width: 160 mm

Length: 160 mm

Height: 33.2 mm

ECW230

Weight: 597 g

Width: 205 mm

Length: 205 mm

Height: 33.2 mm

ECW220S

Weight: 390 g

Width: 160 mm

Length: 160 mm

Height: 33.2 mm

ECW230S

Weight: 607 g

Width: 205 mm

Length: 205 mm

Height: 33.2 mm

ECW260

Weight: 720 g

Width: 124 mm

Length: 190 mm

Height: 52.5 mm

ECW270

Weight: 1870 g

Width: 218 mm

Length: 285 mm

Height: 53 mm

ECW336

Weight: 630 g

Width: 205 mm

Length: 205 mm

Height: 33.2 mm

ECW526

Weight: 720g

Width: 190 mm

Length: 190 mm

Height: 39.5 mm

ECW536

Weight: 1270g

Width: 230 mm

Length: 230 mm

Height: 39.5 mm

Package Contents**ECW115**

1 – ECW115 Cloud Managed Indoor Access Point

1 – Junction Plate (short)

1 – Junction Plate (tall)

1 – Mounting Screw Kit

1 – Product Card

ECW120

1 – ECW120 Cloud Managed Indoor Access Point

1 – T-Rail Mounting Kit

1 – Ceiling and Wall Mount Screw Kit

1 – Mounting Bracket

1 – Product Card

ECW130

1 – ECW130 Cloud Managed Indoor Access Point

1 – Ceiling Mount Base (9/16" Trail)

1 – Ceiling Mount Base (15/16" Trail)

1 – Ceiling and Wall Mount Screw Kit

1 – Product Card

ECW160

1 – ECW160 Cloud Managed Outdoor Access Point

2 – Pole-Mounting Brackets

1 – Wall-Mount Screw Set

2 – 2.4GHz 5dBi SMA Antennas

2 – 5GHz 5dBi SMA Antennas

1 – Product Card

ECW215

1 – ECW215 Cloud Managed Indoor Access Point

1 – Junction Plate (short)

1 – Junction Plate (tall)

1 – Mounting Screw Kit

1 – Product Card

ECW220

1 – ECW220 Cloud Managed Indoor Access Point

1 – Ceiling Mount Base (9/16" Trail)

1 – Ceiling Mount Base (15/16" Trail)

1 – Ceiling and Wall Mount Screw Kit

1 – Product Card

ECW230

1 – ECW230 Cloud Managed Indoor Access Point

1 – Ceiling Mount Base (9/16" Trail)

1 – Ceiling Mount Base (15/16" Trail)

1 – Ceiling and Wall Mount Screw Kit

1 – Product Card

ECW220S

1 – ECW220S Cloud Managed Indoor Access Point

1 – Ceiling Mount Base (9/16" Trail)

1 – Ceiling Mount Base (15/16" Trail)

1 – Ceiling and Wall Mount Screw Kit

1 – Product Card

ECW230S

1 – ECW230S Cloud Managed Indoor Access Point

1 – Ceiling Mount Base (9/16" Trail)

1 – Ceiling Mount Base (15/16" Trail)

1 – Ceiling and Wall Mount Screw Kit

1 – Product Card

ECW260

1 – ECW260 Cloud Managed Outdoor Access Point

2 – Pole-Mounting Brackets

1 – Wall-Mount Screw Set

2 – 2.4GHz 5dBi SMA Antennas

2 – 5GHz 5dBi SMA Antennas

1 – Product Card

ECW270

1 – ECW270 Cloud Managed Outdoor Access Point

2 – Mounting Brackets

1 – Wall-Mount Screw Set

4 – 2.4GHz 5dBi Detachable Antennas

4 – 5GHz 7dBi Detachable Antennas

1 – Product Card

ECW336

1 – ECW336 Cloud Managed Indoor Access Point

1 – Ceiling Mount Base (9/16" Trail)

1 – Ceiling Mount Base (15/16" Trail)

1 – Ceiling and Wall Mount Screw Kit

1 – Product Card

ECW526

1 – ECW526 Cloud Managed Indoor Access Point

1 – Ceiling Mount Base

1 – Ceiling and Wall Mount Screw Kit

1 – T-rail Mount kit

1 – Product Card

ECW536

1 – ECW536 Cloud Managed Indoor Access Point

1 – Ceiling Mount Base

1 – Ceiling and Wall Mount Screw Kit

1 – T-rail Mount kit

1 – Product Card

Compliance Regulatory

**ECW115/ECW120/ECW130/ECW160/ECW215/ECW220/ECW230/ECW260/
ECW220S/ECW230S/ECW270/ECW336**

FCC

CE

IC

ECW526/ECW536

FCC

CE

IC

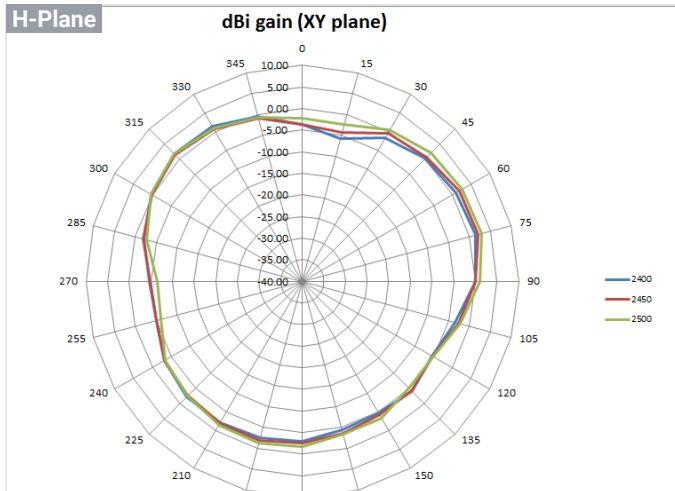
UKCA

*Maximum data rates are based on IEEE 802.11 standards. Actual throughput and range may vary depending on distance between devices or traffic and bandwidth load in the network.

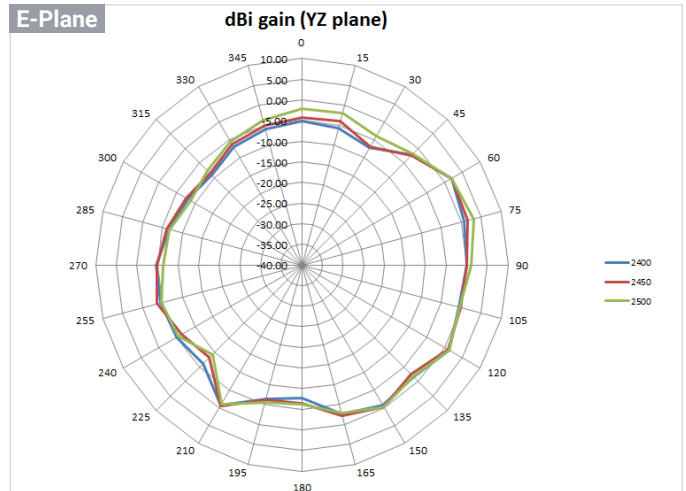
Antenna Patterns, and Product Views

Cloud5 2x2 Wallplate(ECW115) Antenna Patterns

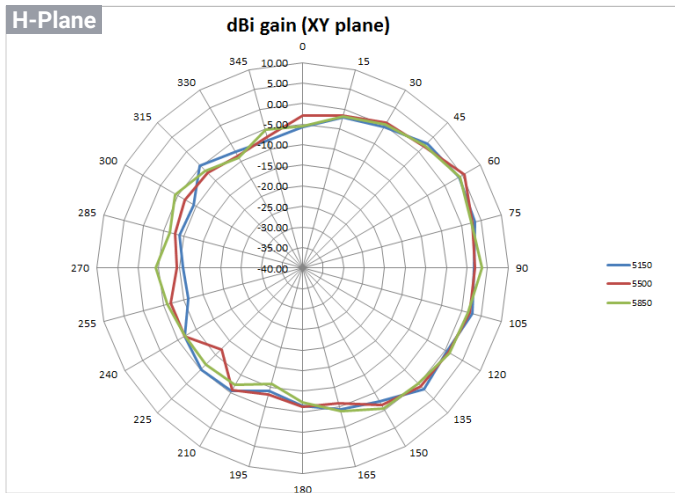
2.4GHz



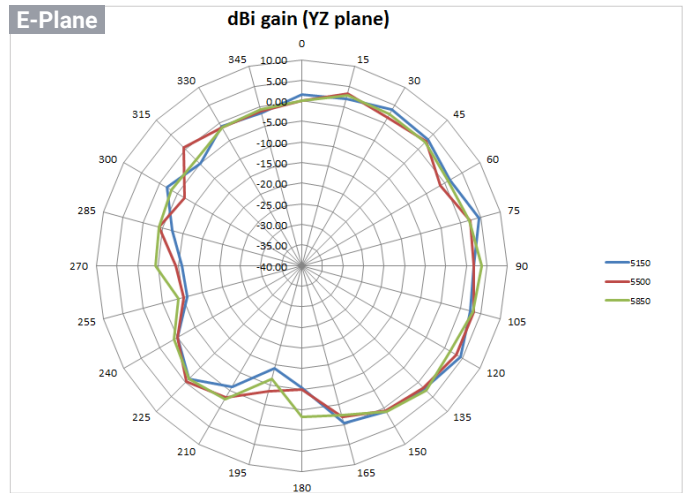
2.4GHz



5GHz

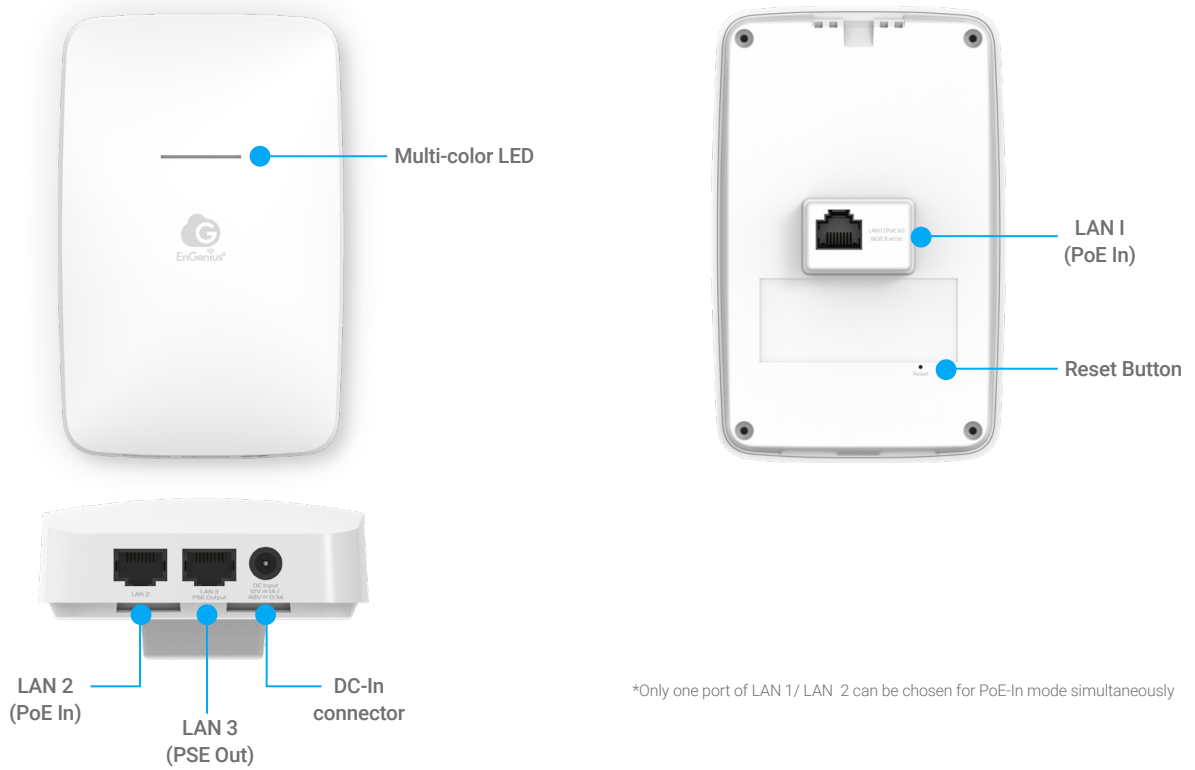


5GHz



Antenna Patterns, and Product Views

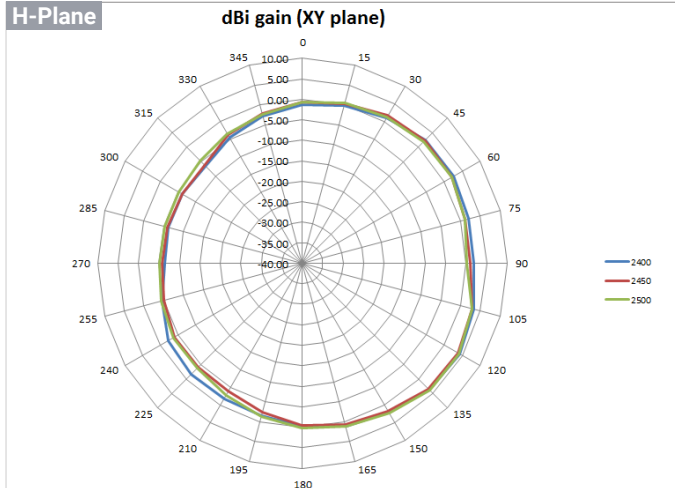
Cloud5 2x2 Wallplate(ECW115) Product Views



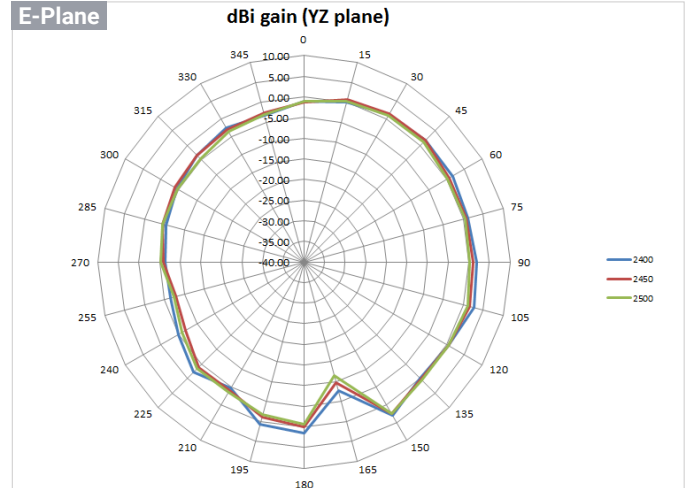
Antenna Patterns, and Product Views

Cloud5 2x2 (ECW120) Antenna Patterns

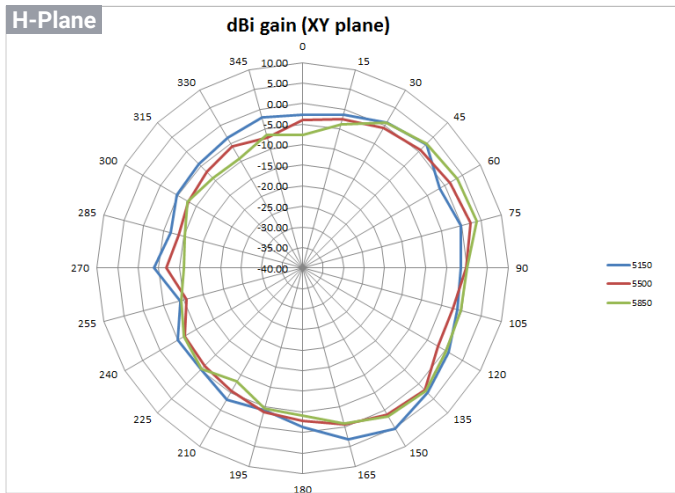
2.4GHz



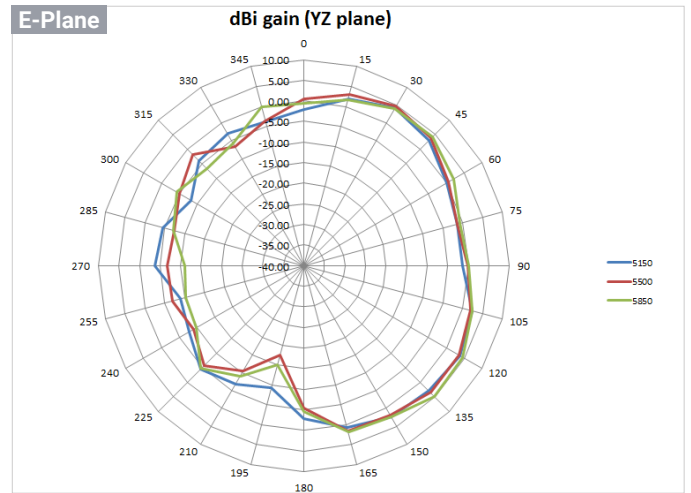
2.4GHz



5GHz

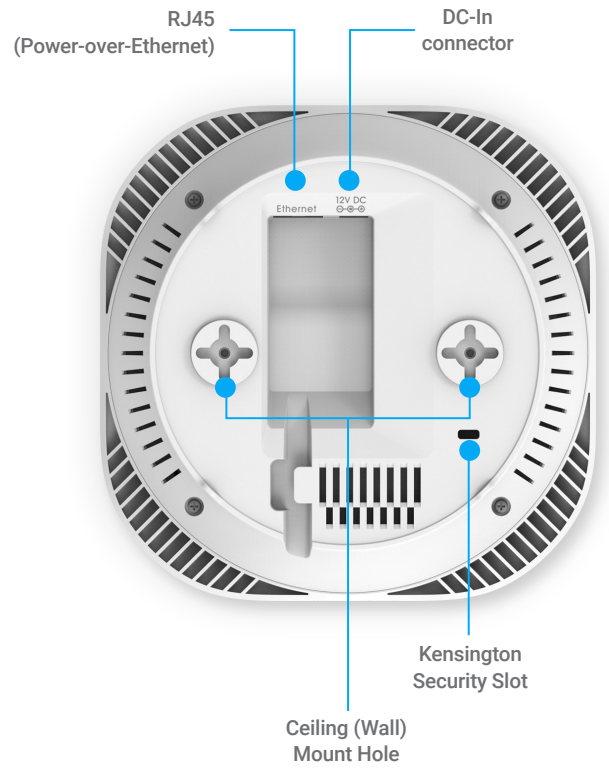


5GHz



Antenna Patterns, and Product Views

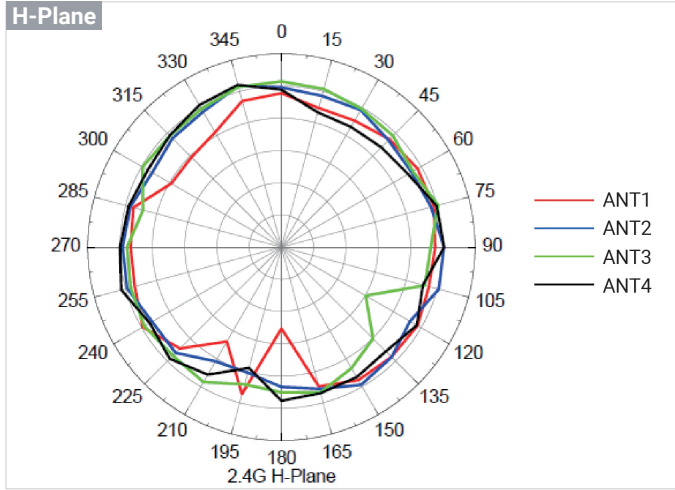
Cloud5 2x2 (ECW120) Product Views



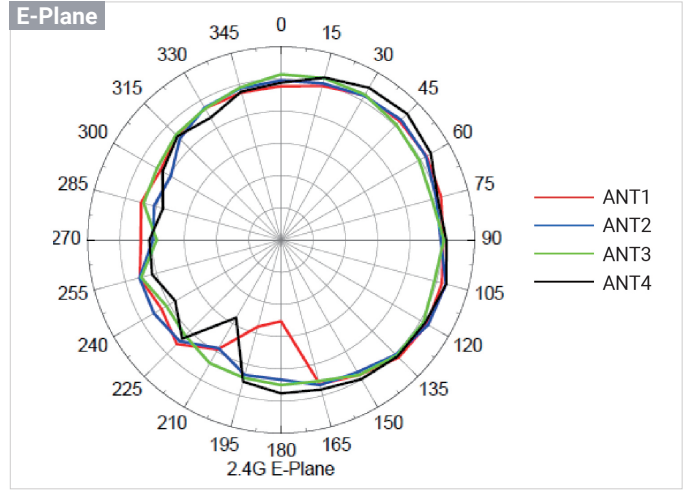
Antenna Patterns, and Product Views

Cloud5 4x4 (ECW130) Antenna Patterns

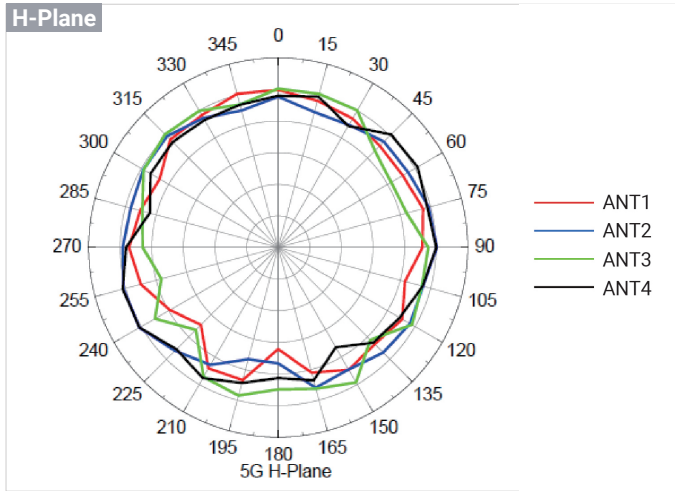
2.4GHz



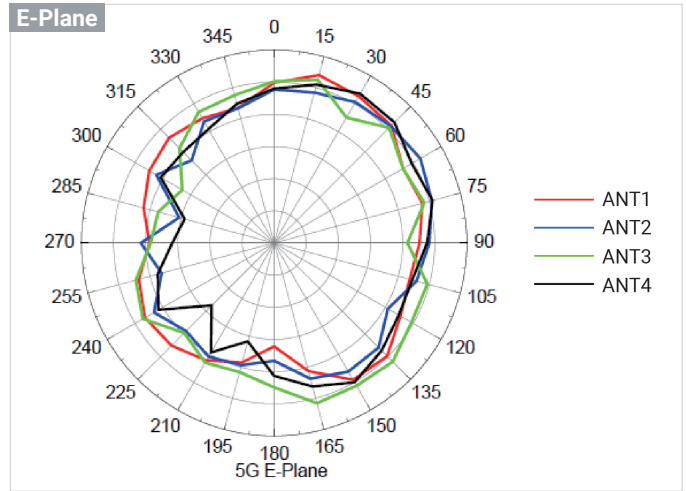
2.4GHz



5GHz

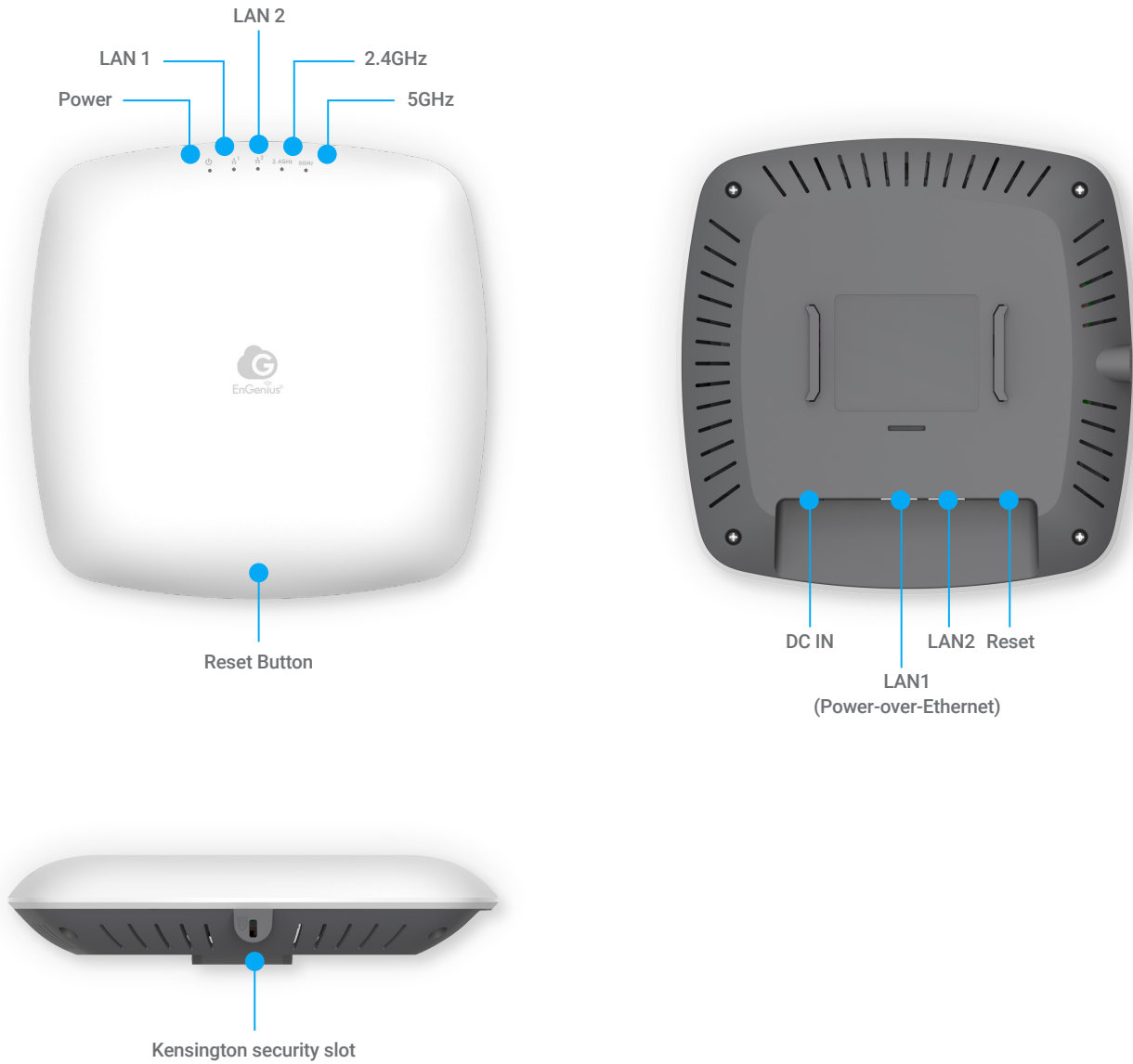


5GHz



Antenna Patterns, and Product Views

Cloud5 4x4 (ECW130) Product Views

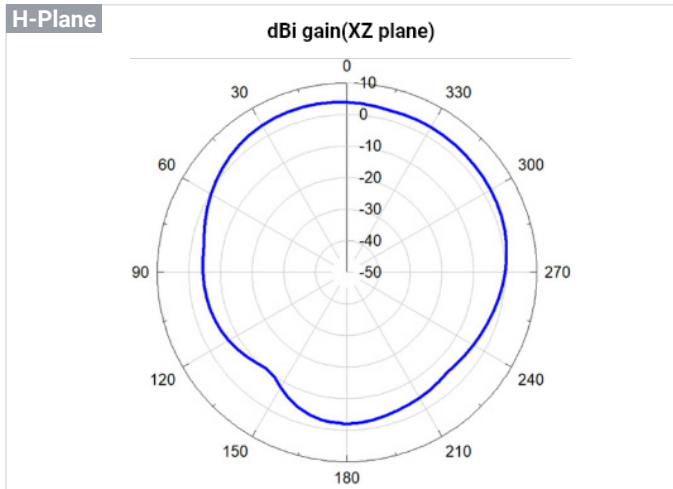


Antenna Patterns, and Product Views

Cloud6 2x2 Wallplate (ECW215) Antenna Patterns

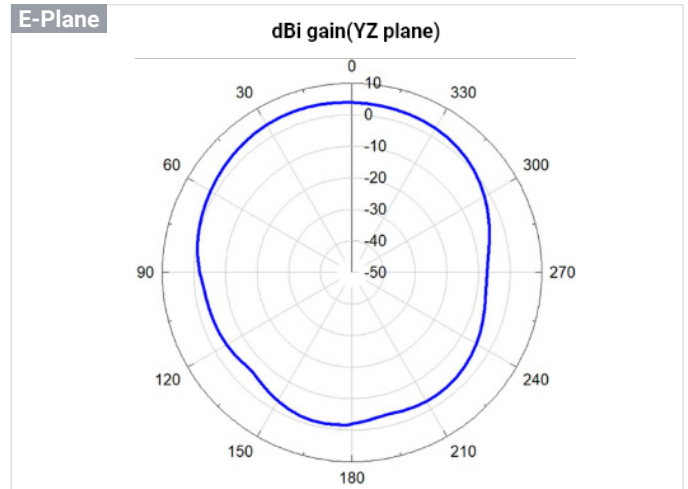
2.4GHz

H-Plane



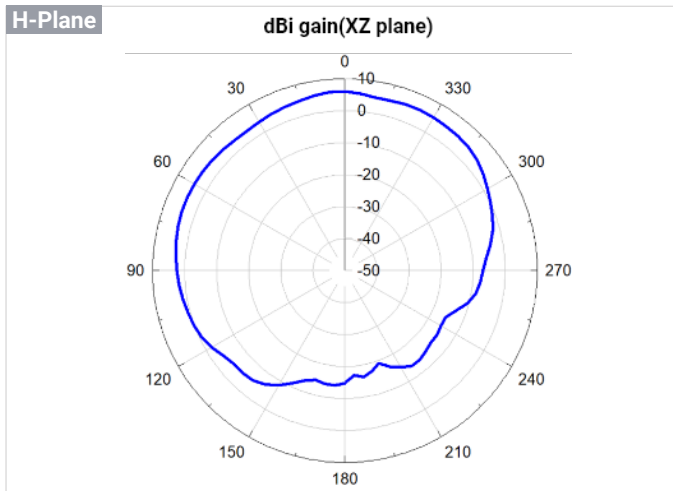
2.4GHz

E-Plane



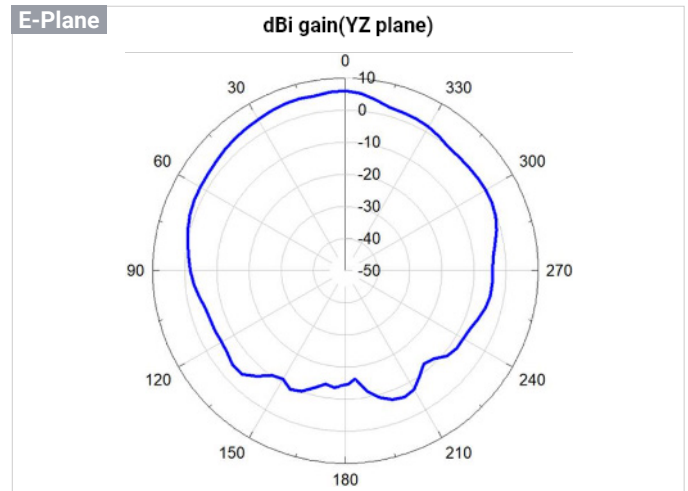
5GHz

H-Plane



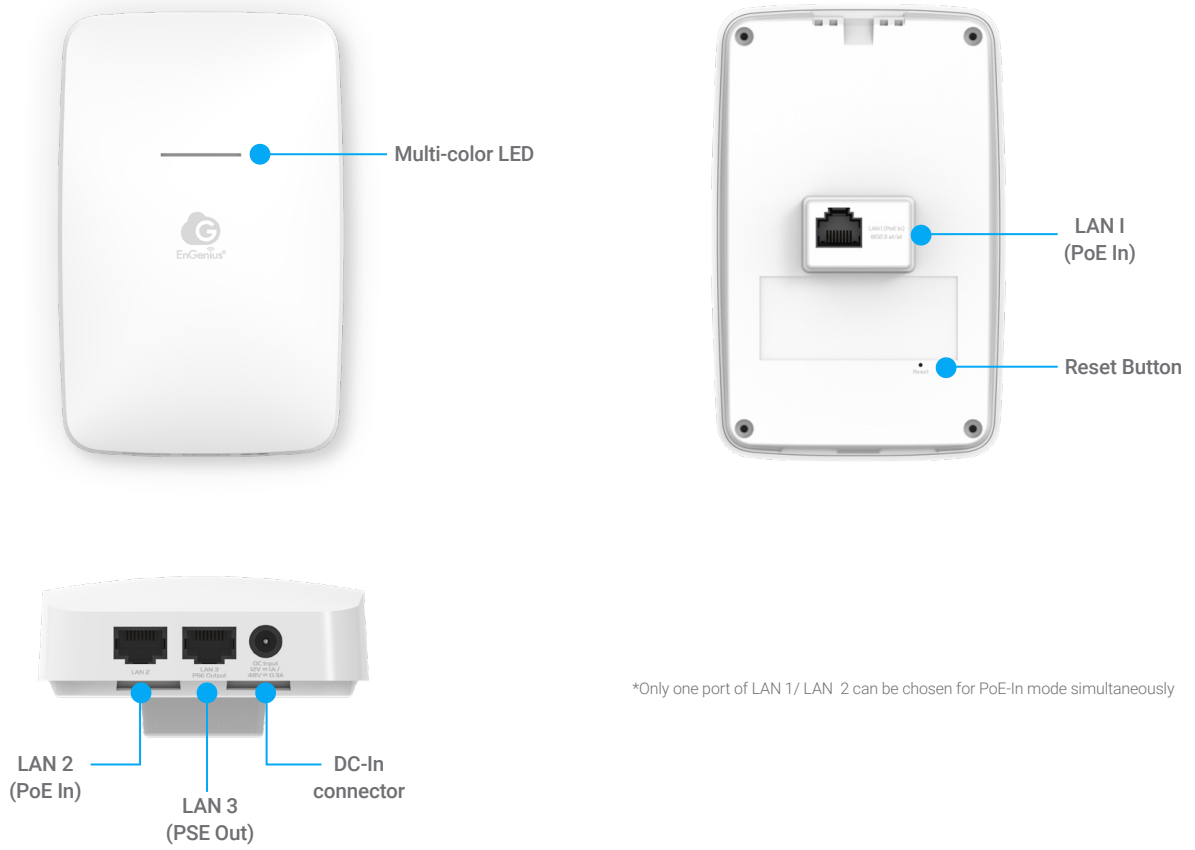
5GHz

E-Plane



Antenna Patterns, and Product Views

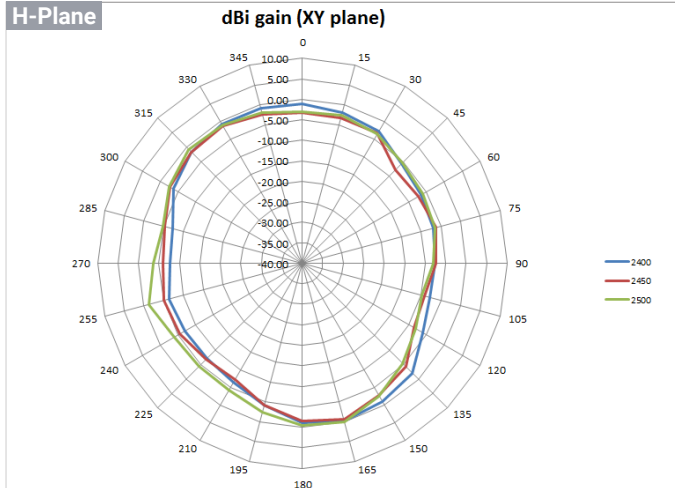
Cloud6 2x2 Wallplate (ECW215) Product Views



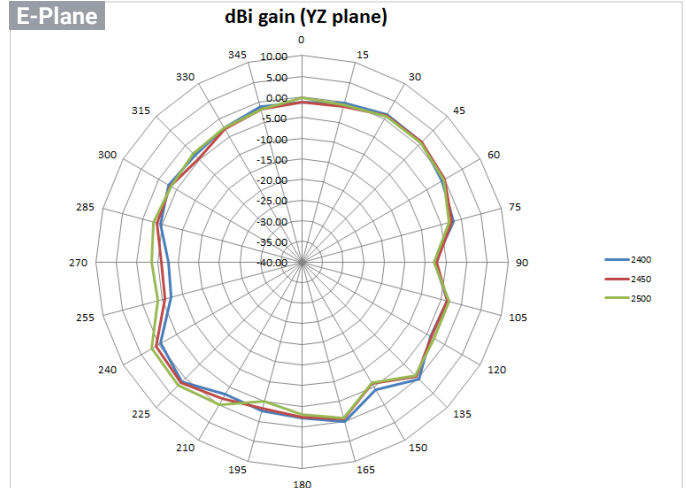
Antenna Patterns, and Product Views

Cloud6 2x2 (ECW220) Antenna Patterns

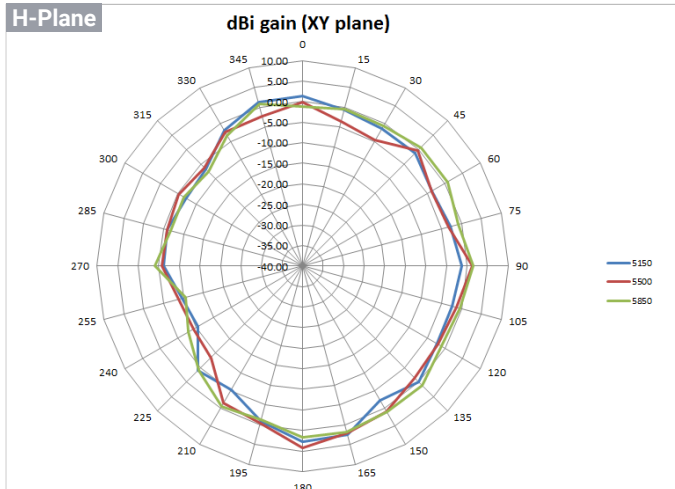
2.4GHz



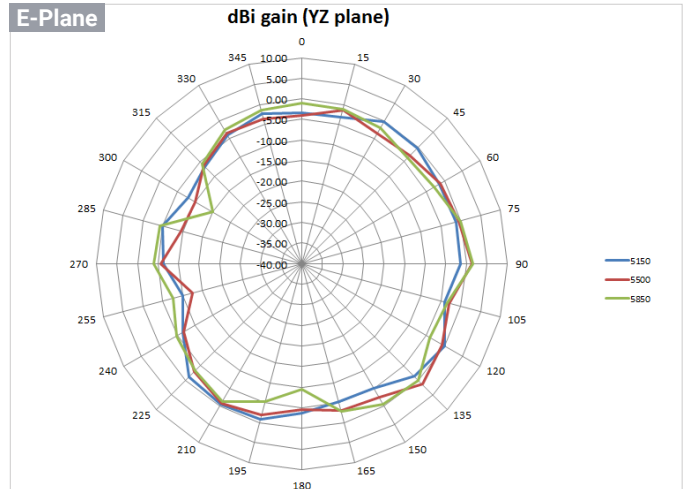
2.4GHz



5GHz

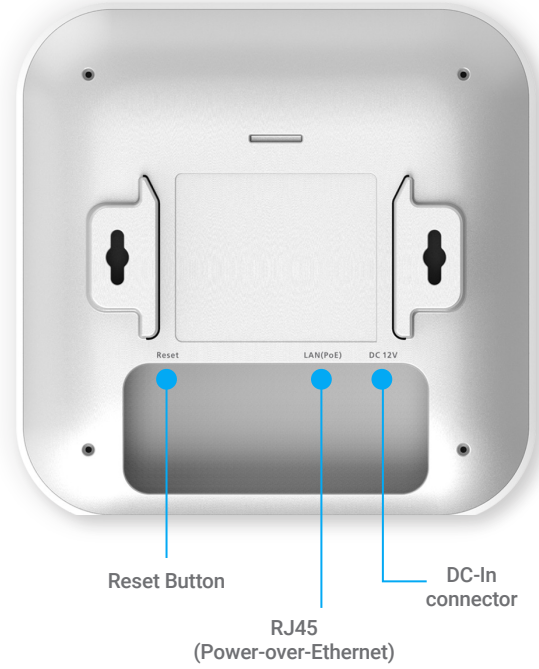




5GHz



Antenna Patterns, and Product Views

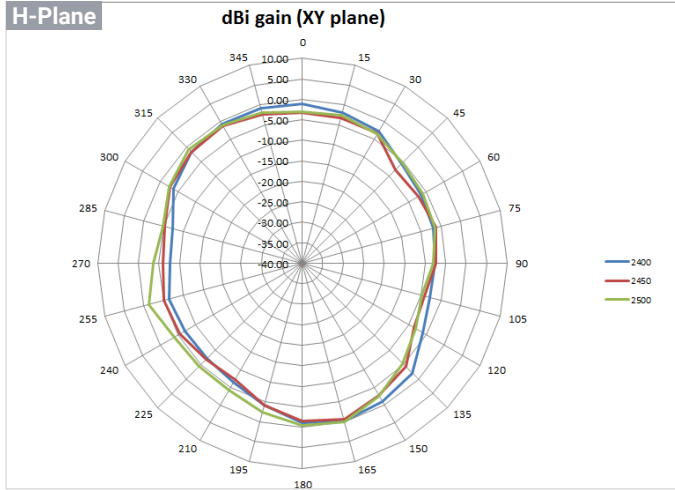
Cloud6 2x2 (ECW220) Product Views



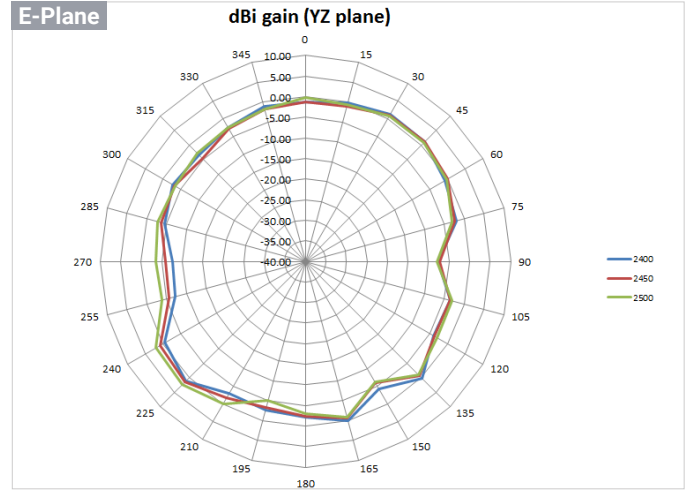
Antenna Patterns, and Product Views

Cloud6 4x4 (ECW230) Antenna Patterns

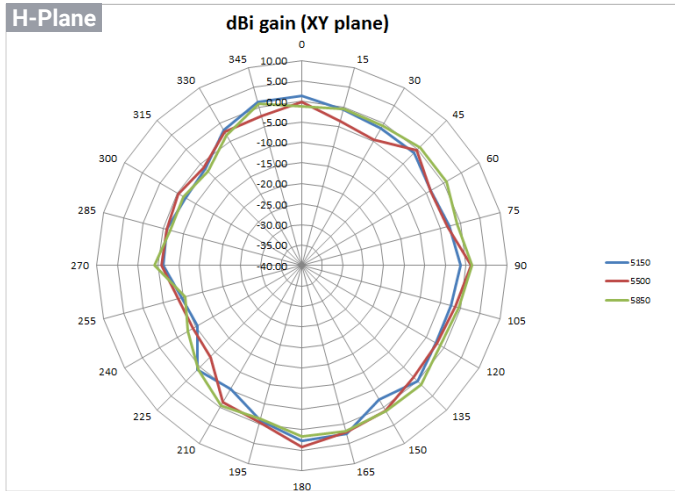
2.4GHz



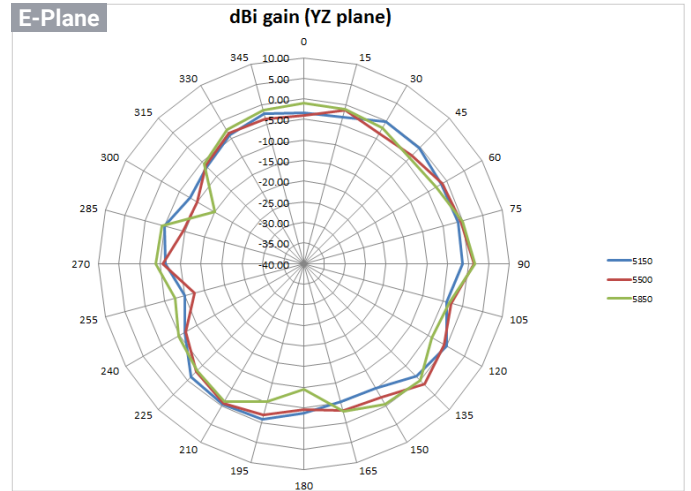
2.4GHz



5GHz

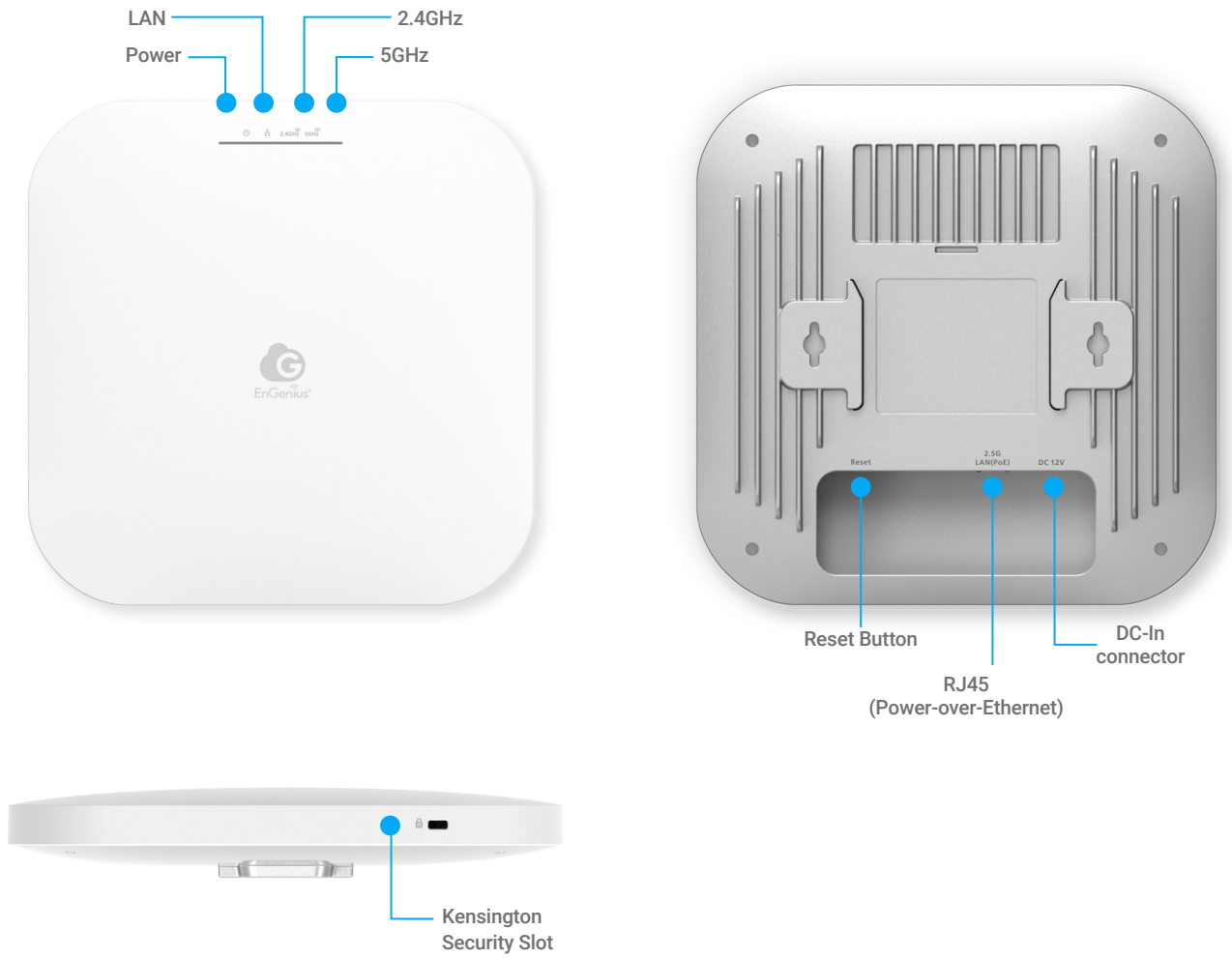


5GHz



Antenna Patterns, and Product Views

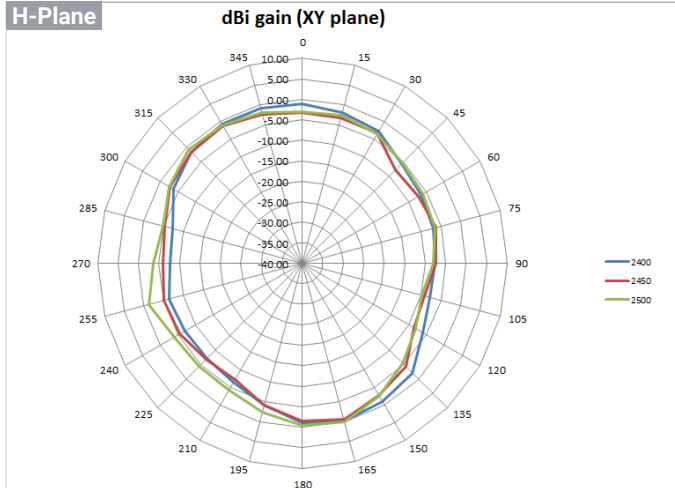
Cloud6 4x4 (ECW230) Product Views



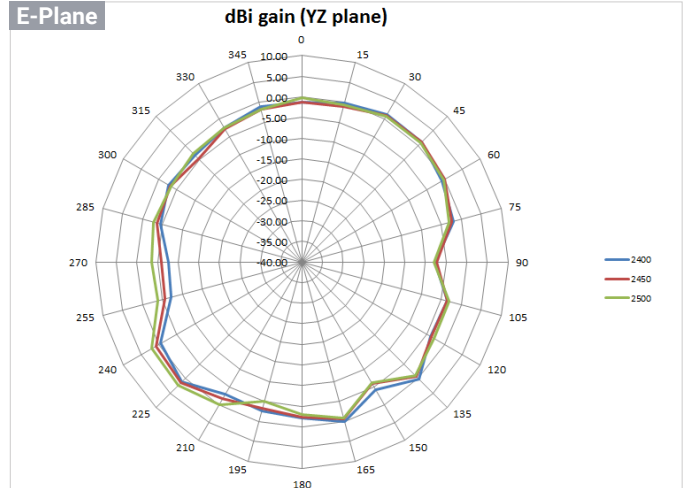
Antenna Patterns, and Product Views

Cloud6 2x2 S (ECW220S) Antenna Patterns

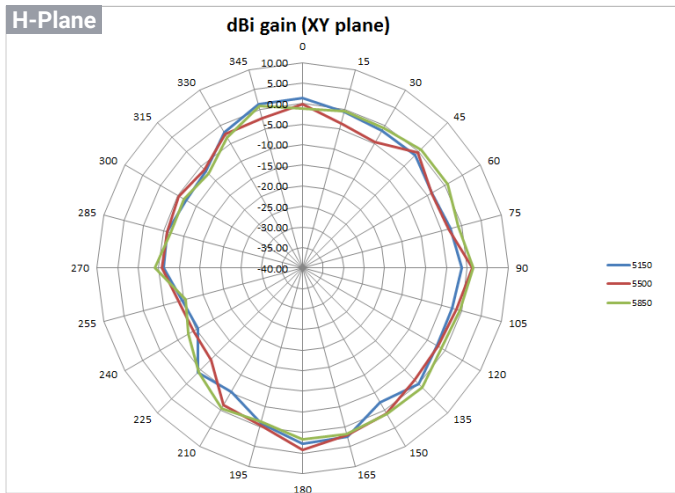
2.4GHz



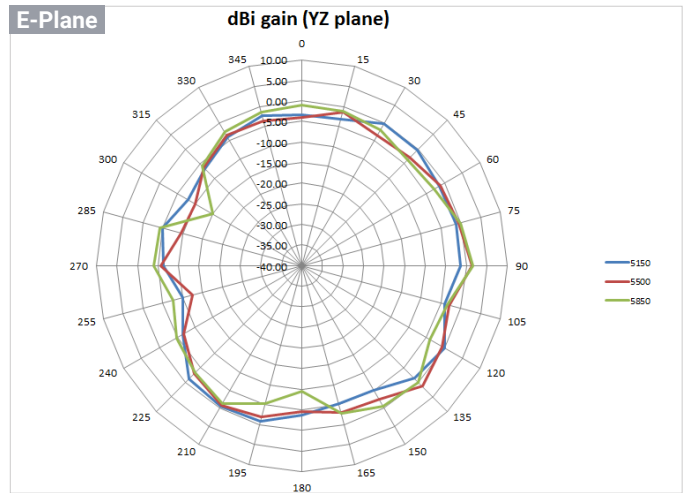
2.4GHz



5GHz




5GHz



Antenna Patterns, and Product Views

Cloud6 2x2 S (ECW220S) Product Views

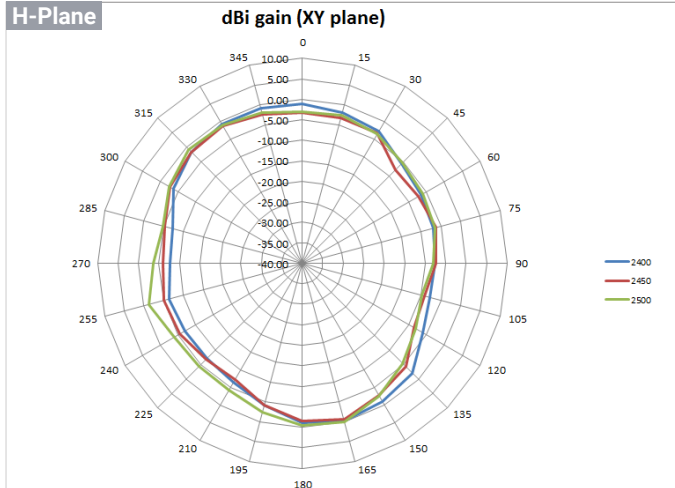


Reset Button
RJ45
(Power-over-Ethernet)
DC-In
connector

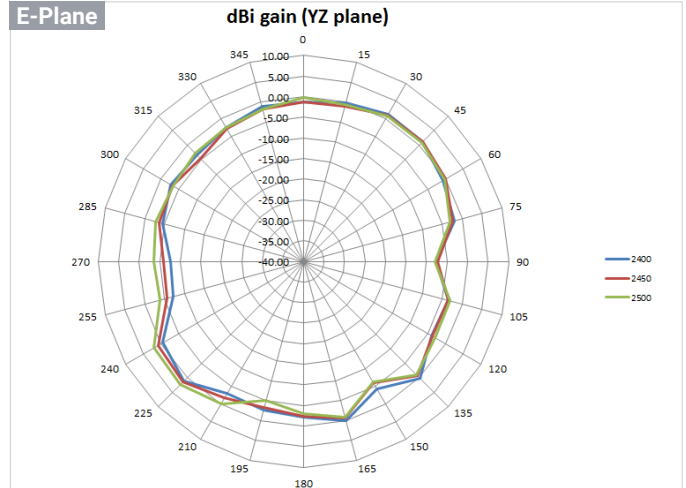
Antenna Patterns, and Product Views

Cloud6 4x4 S (ECW230S) Antenna Patterns

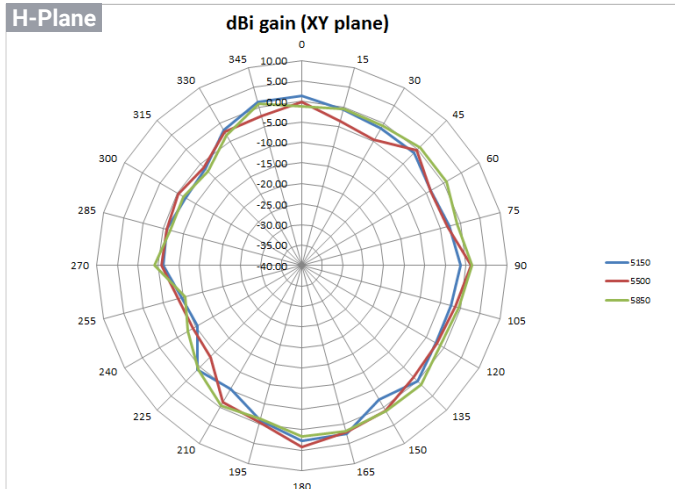
2.4GHz



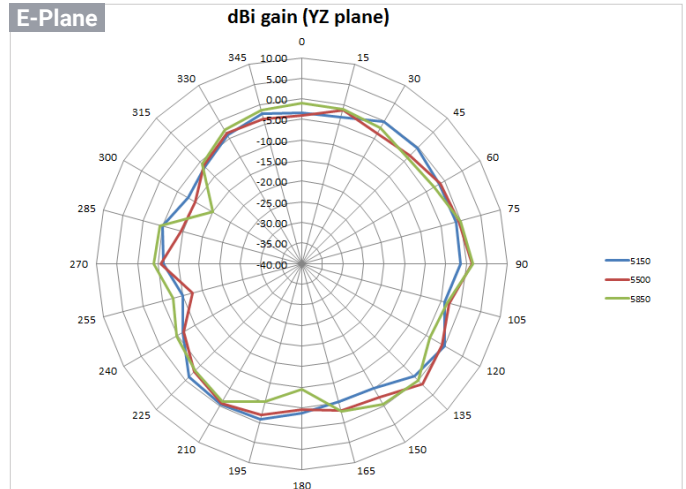
2.4GHz



5GHz

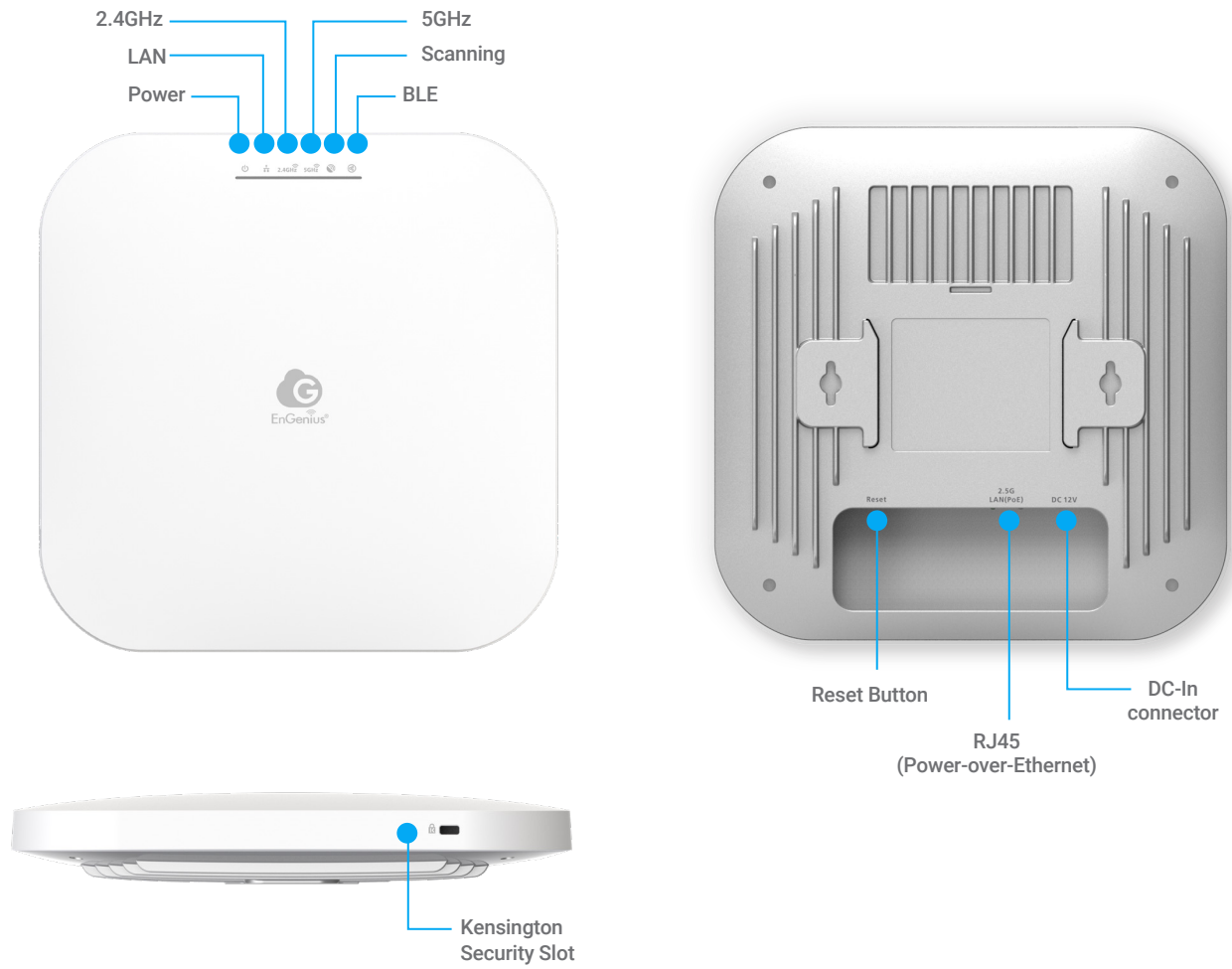


5GHz



Antenna Patterns, and Product Views

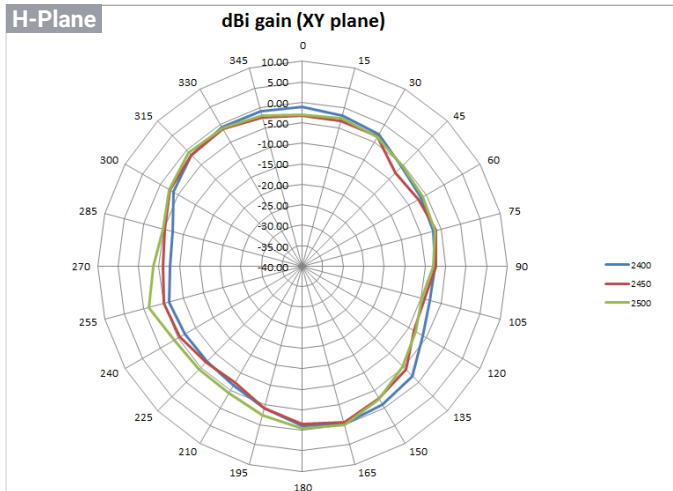
Cloud6 4x4 S (ECW230S) Product Views



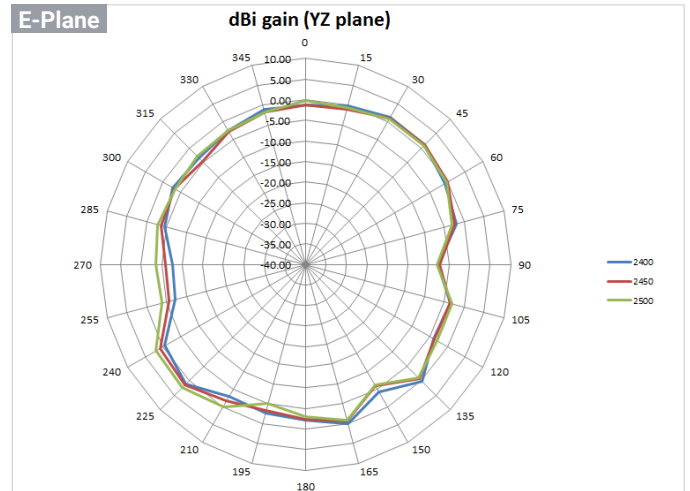
Antenna Patterns, and Product Views

Cloud6E 4x4x4 (ECW336) Antenna Patterns

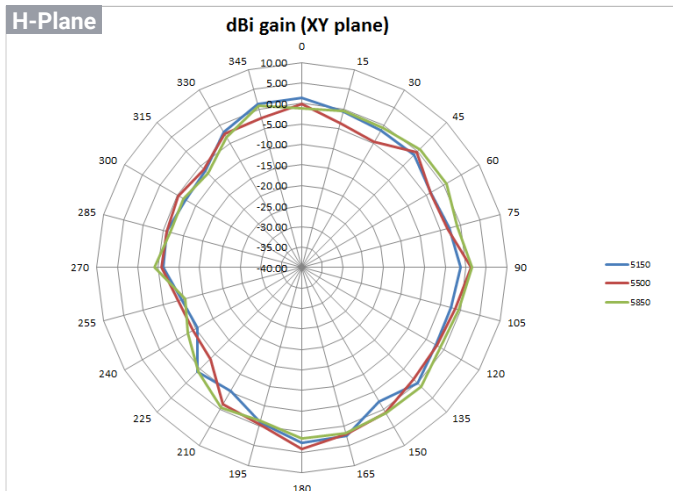
2.4GHz



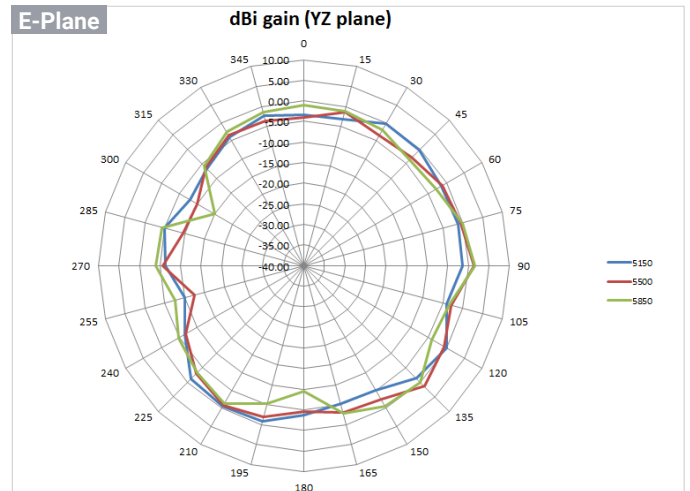
2.4GHz



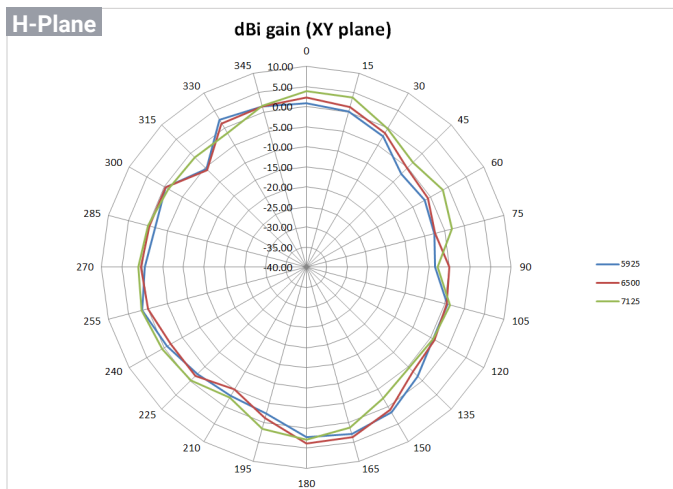
5GHz



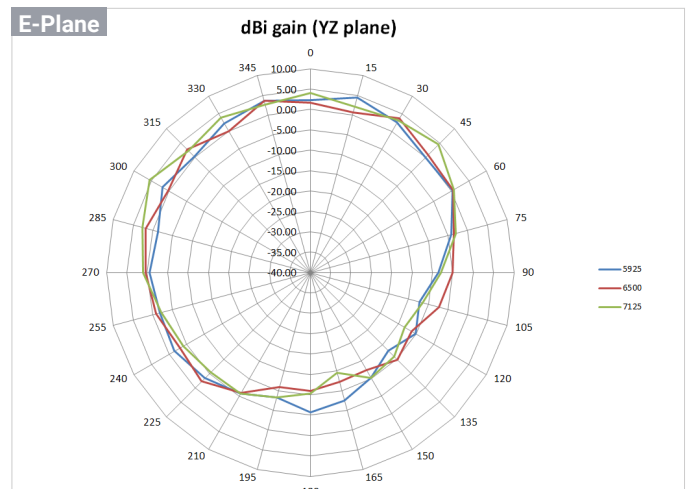
5GHz



6GHz

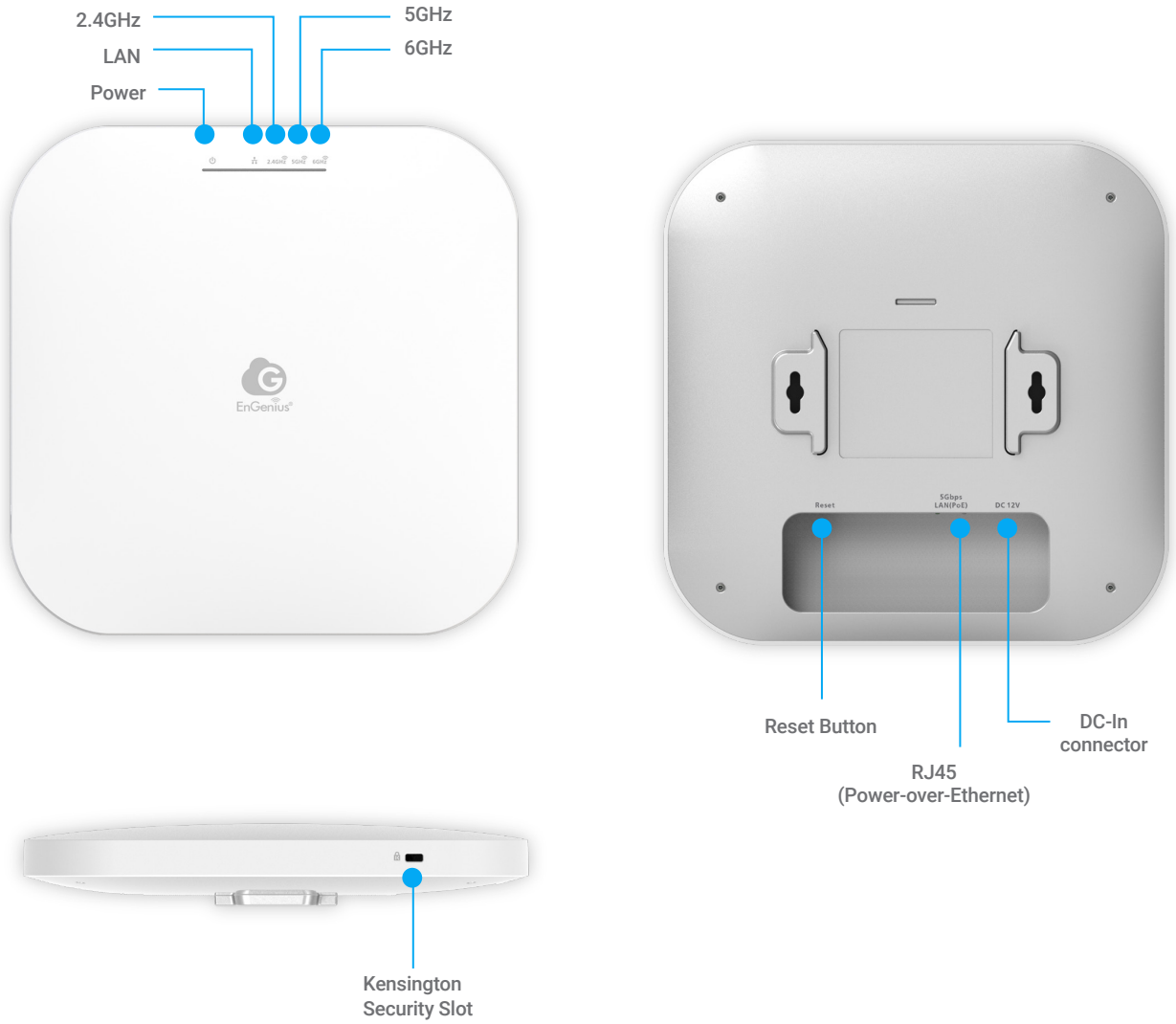


6GHz



Antenna Patterns, and Product Views

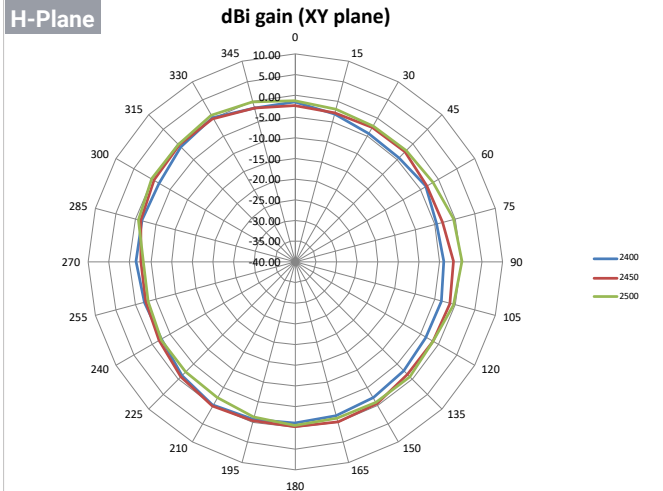
Cloud6E 4x4x4 (ECW336) Product Views



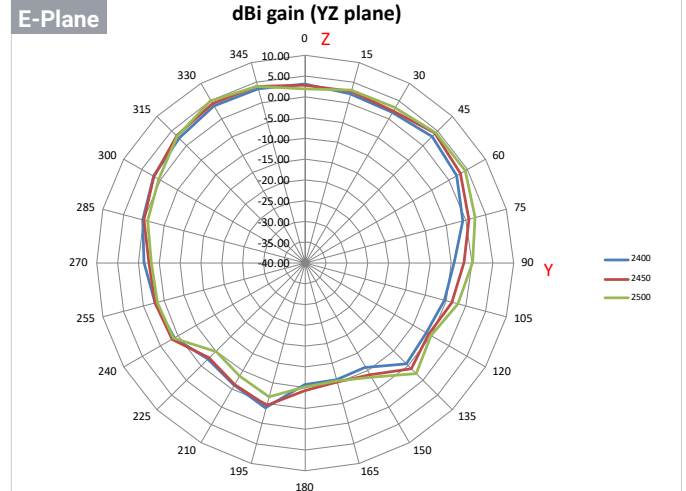
Antenna Patterns, and Product Views

Cloud7 2x2x2 (ECW526) Antenna Patterns

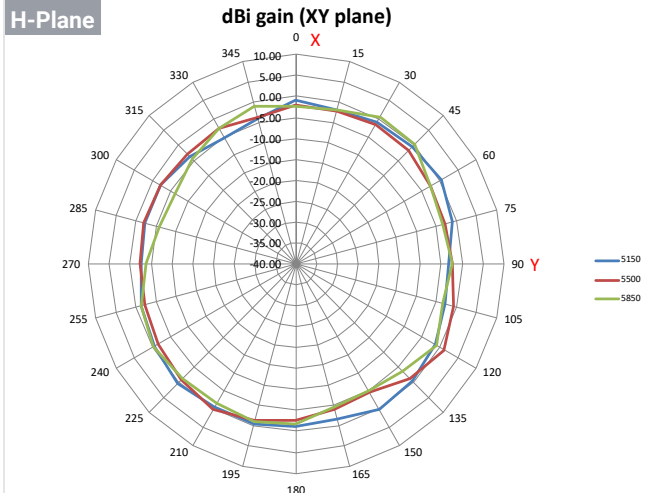
2.4GHz



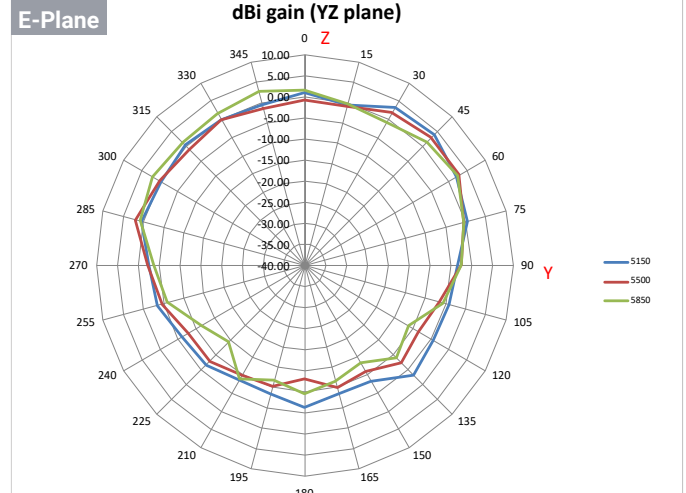
2.4GHz



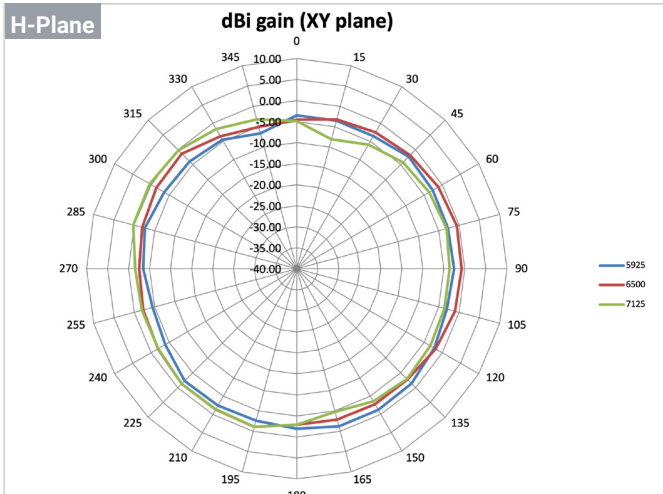
5GHz



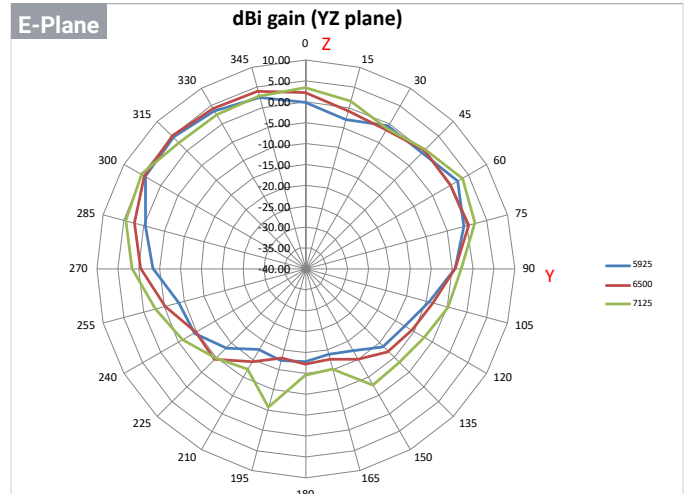
5GHz



6GHz



6GHz




Antenna Patterns, and Product Views


Cloud7 2x2x2 (ECW526) Product Views



LED



Bracket



10 GbE PoE+

Kensington lock

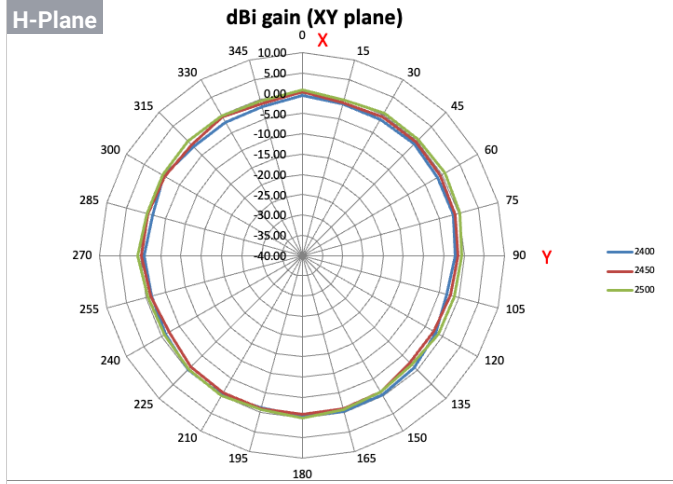
Reset

12V DC in

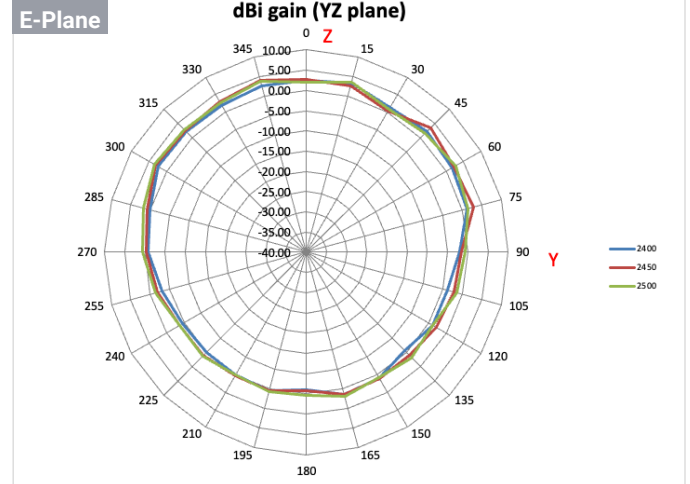
Antenna Patterns, and Product Views

Cloud7 4x4x4 (ECW536) Antenna Patterns

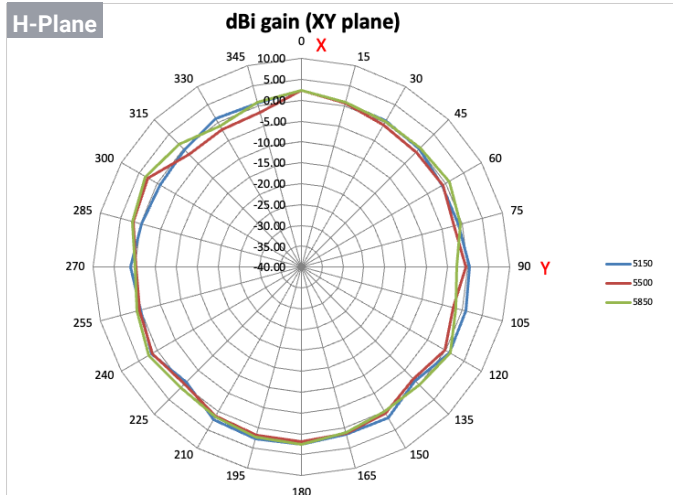
2.4GHz



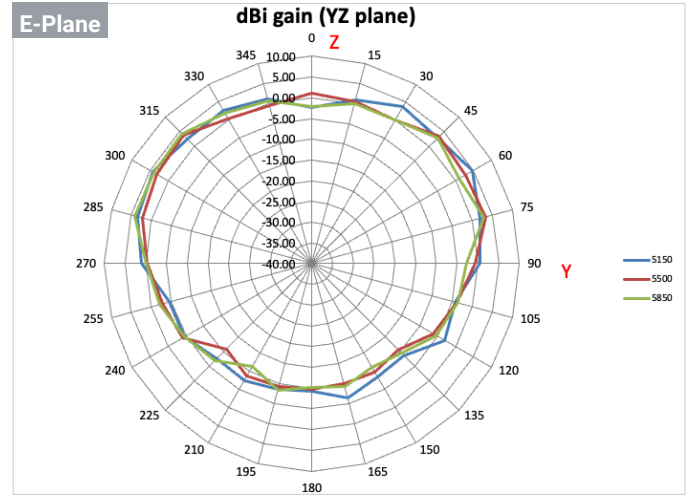
2.4GHz



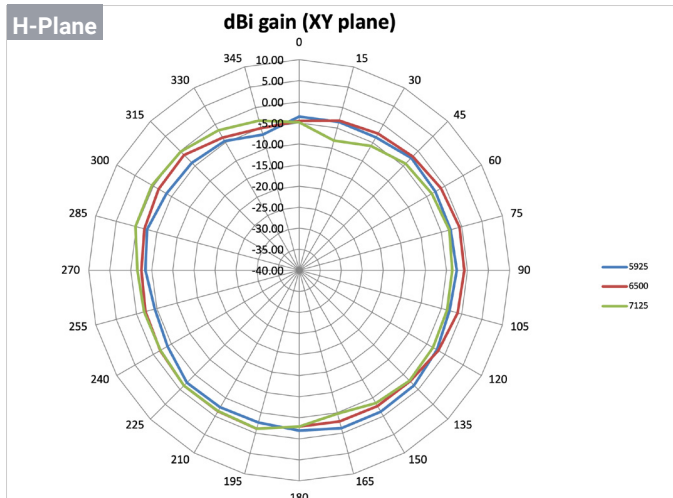
5GHz



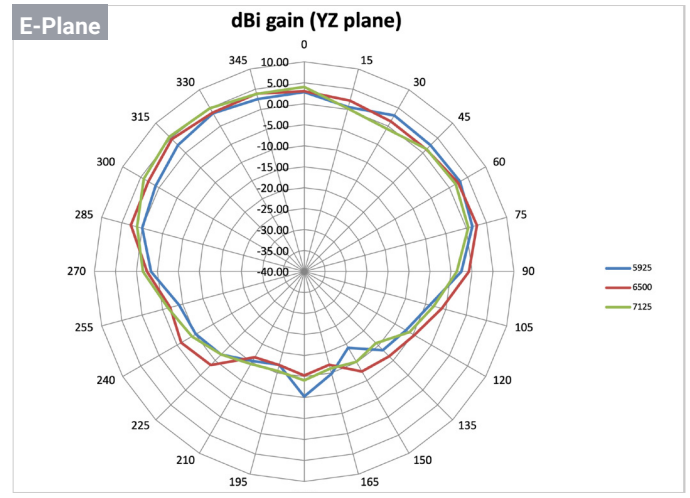
5GHz



6GHz



6GHz



Antenna Patterns, and Product Views


Cloud7 4x4x4 (ECW536) Product Views



LED



Bracket



10 GE
10 GE PoE++

Kensington
lock

Reset

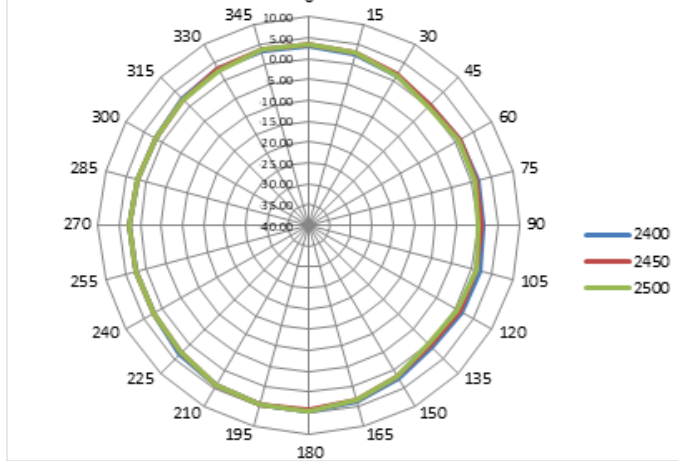
DC in

Antenna Patterns, and Product Views

Cloud5 2x2 Outdoor (ECW160) Antenna Patterns

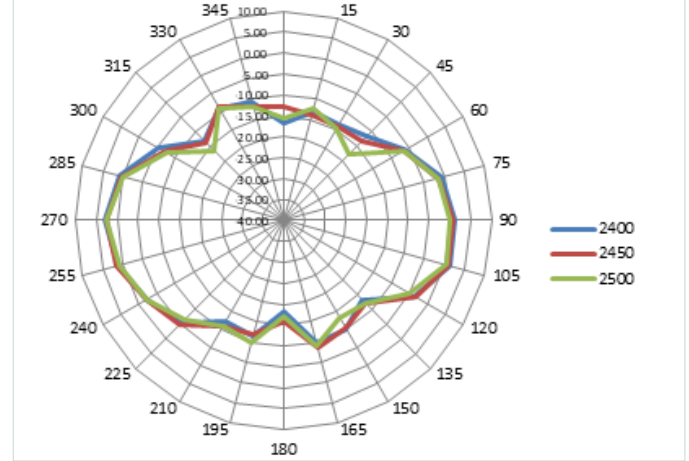
2.4GHz

H-Plane



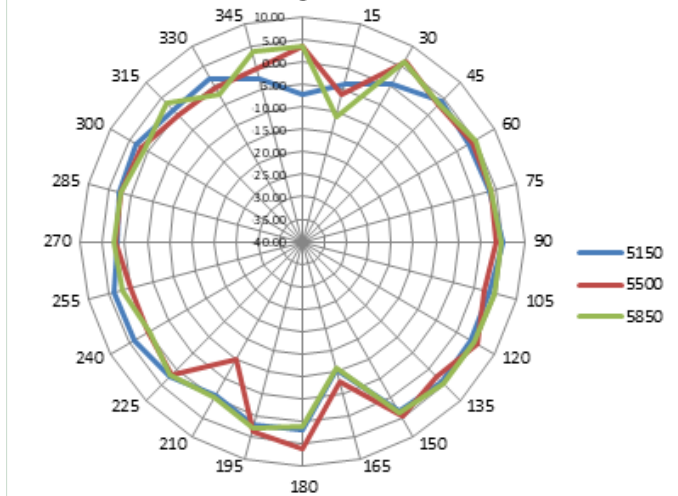
2.4GHz

E-Plane



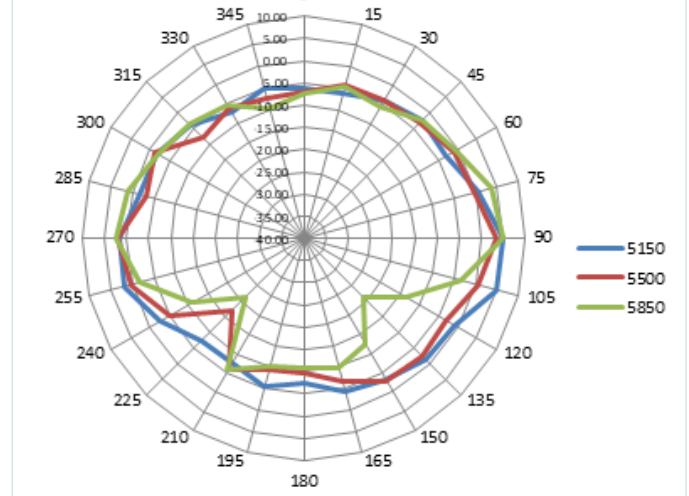
5GHz

H-Plane



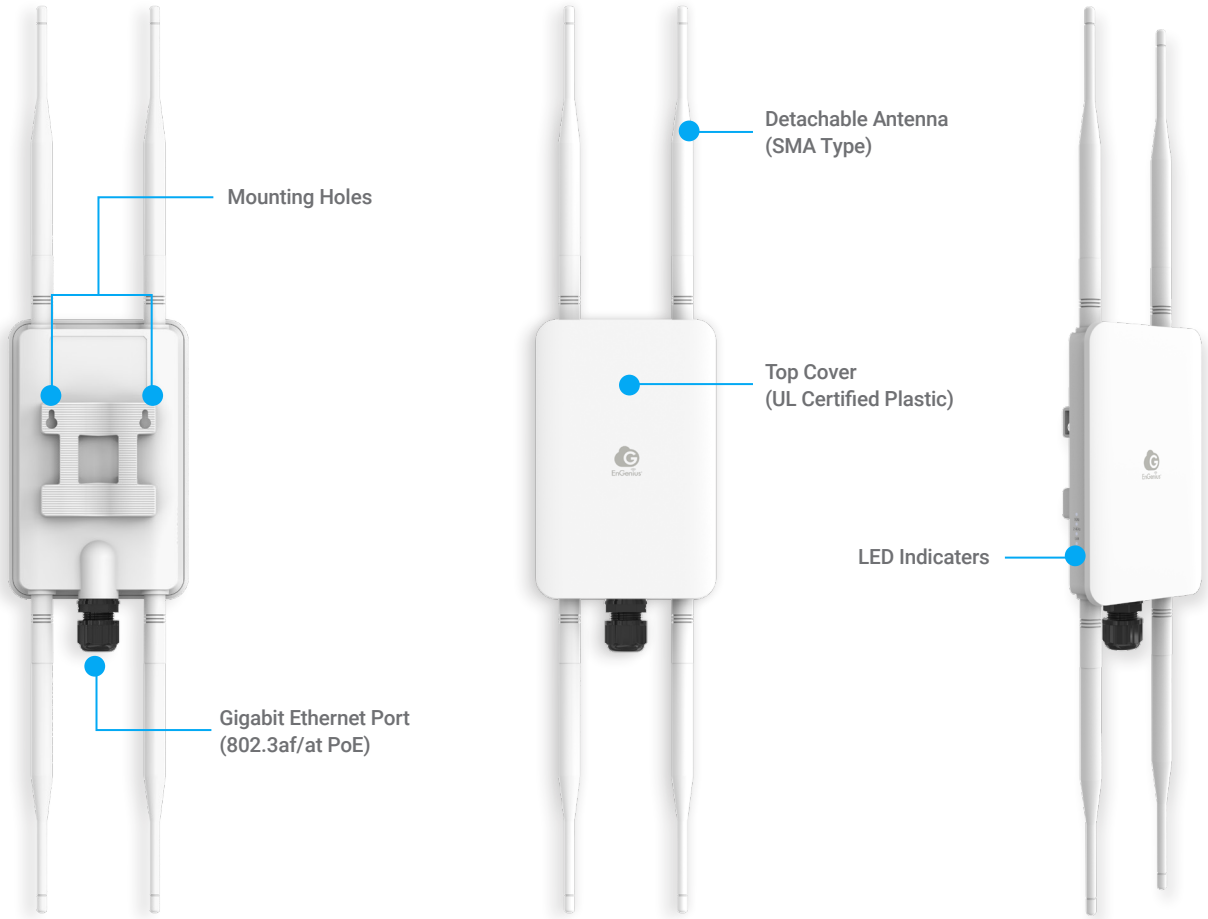
5GHz

E-Plane



Antenna Patterns, and Product Views

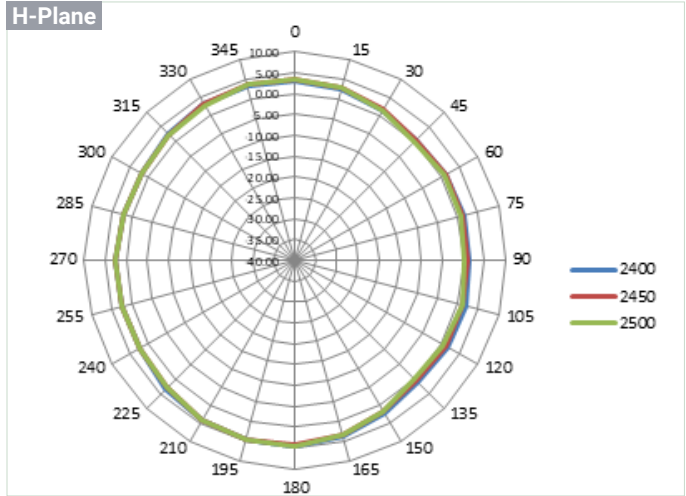
Cloud5 2x2 Outdoor (ECW160) Product Views



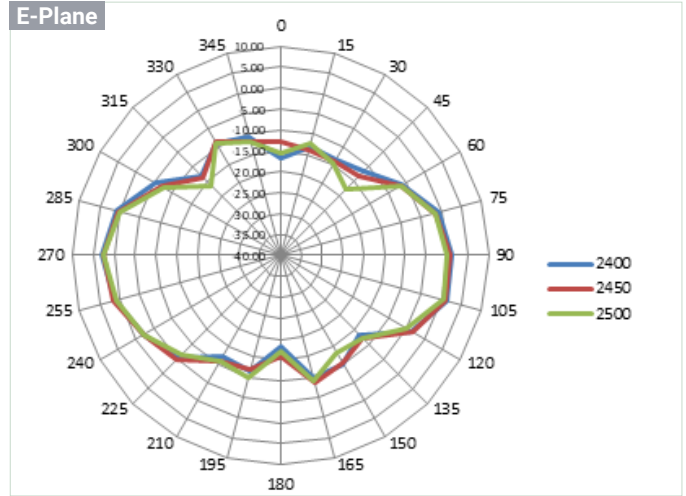
Antenna Patterns, and Product Views

Cloud6 2x2 Outdoor (ECW260) Antenna Patterns

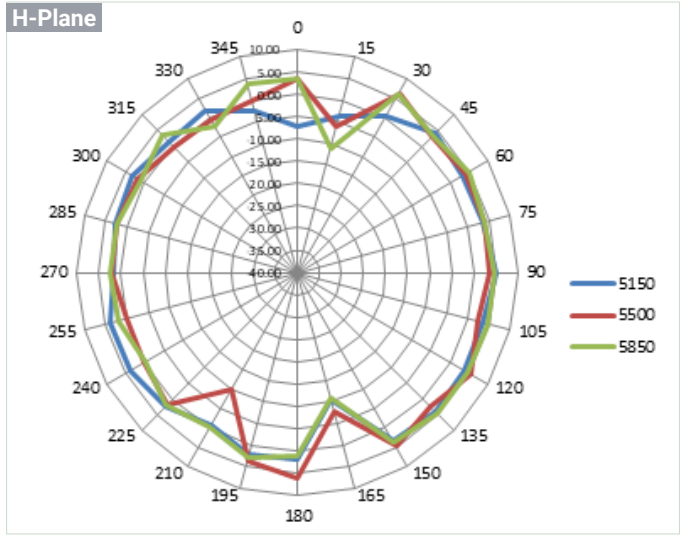
2.4GHz



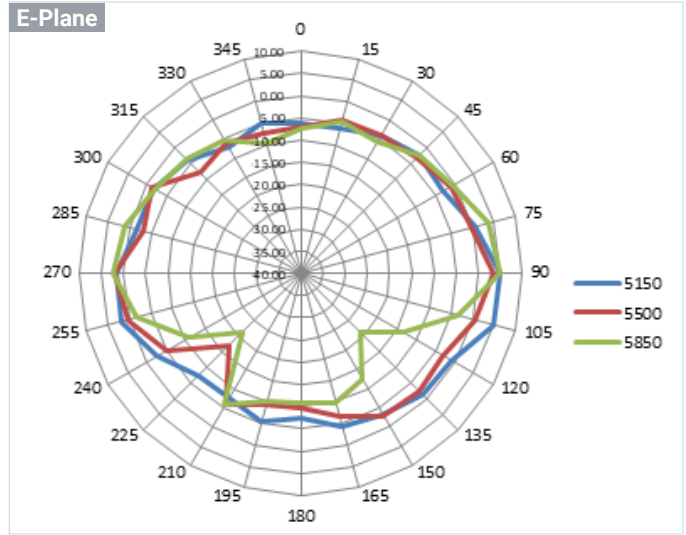
2.4GHz



5GHz

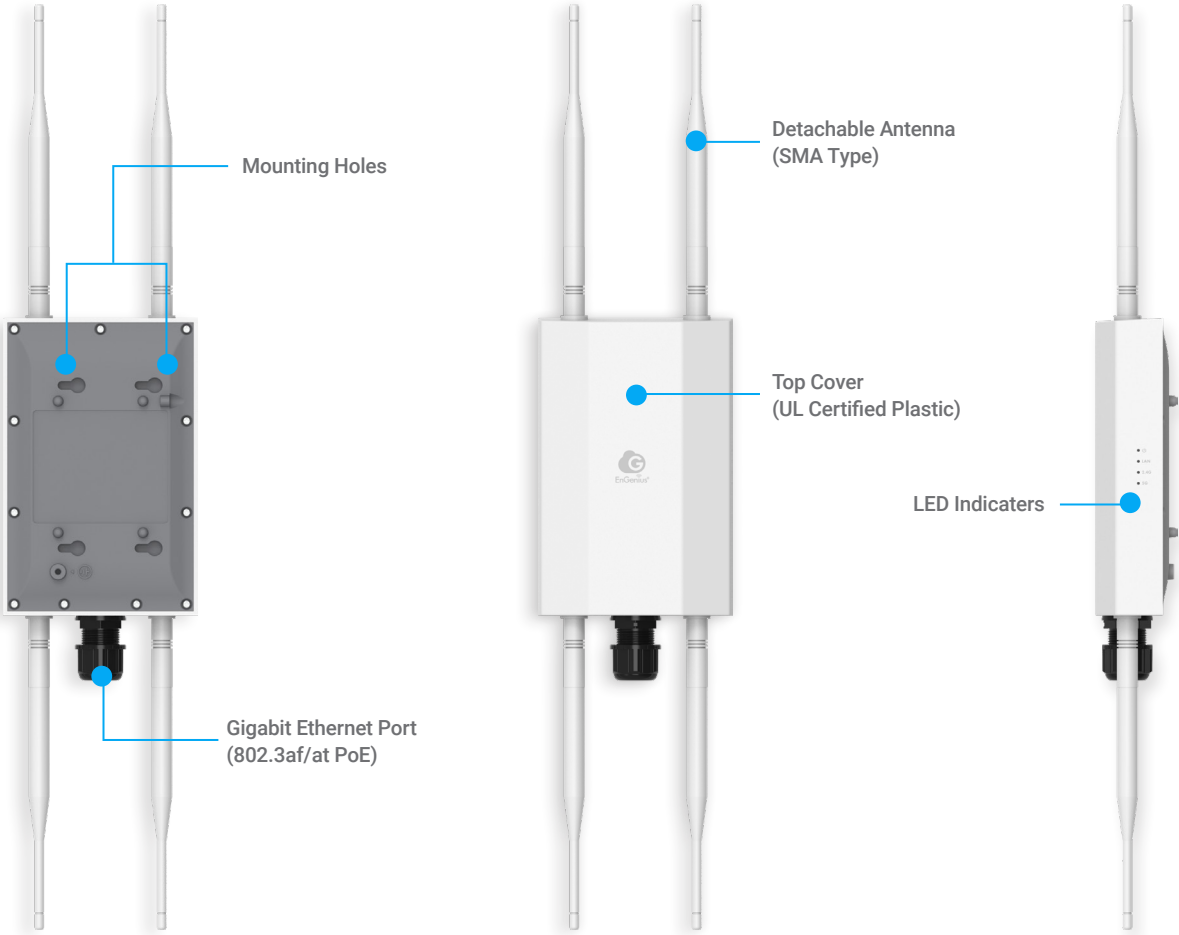


5GHz



Antenna Patterns, and Product Views

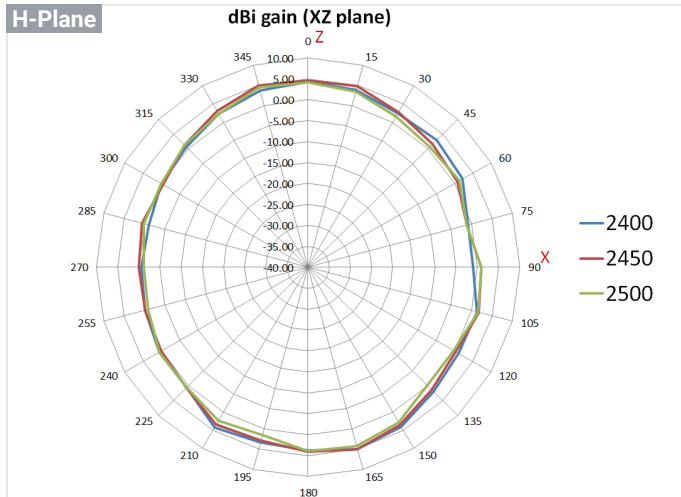
Cloud6 2x2 Outdoor (ECW260) Product Views



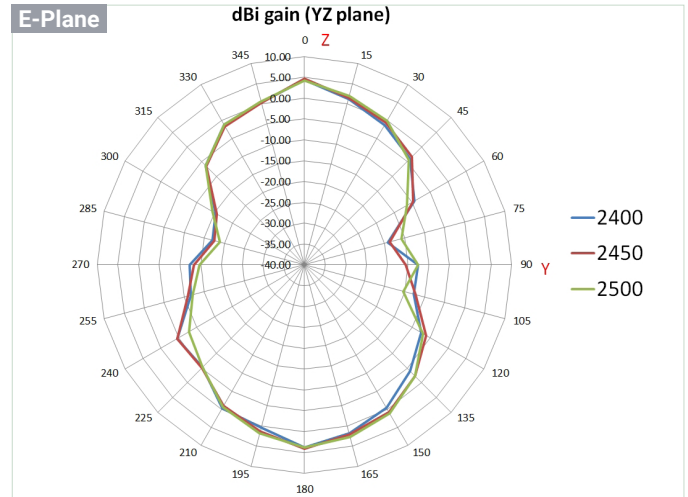
Antenna Patterns, and Product Views

Cloud6 4x4 Outdoor (ECW270) Antenna Patterns

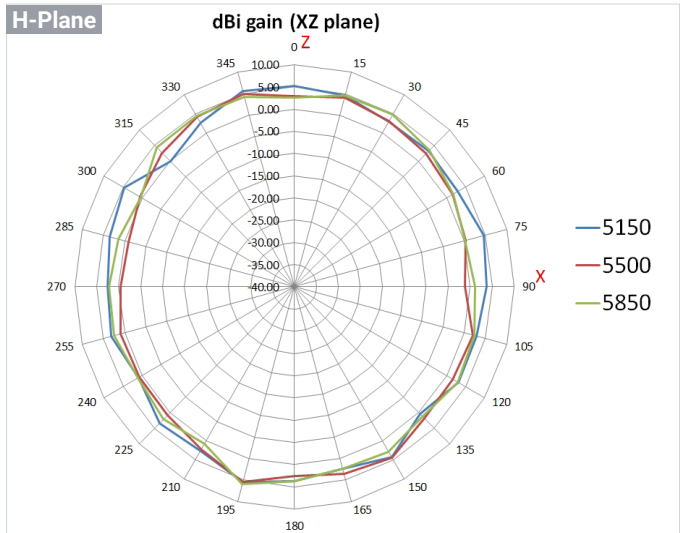
2.4GHz



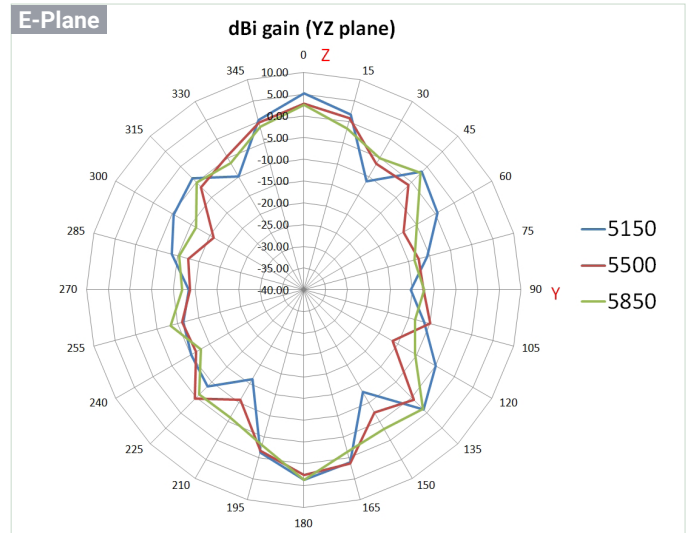
2.4GHz



5GHz




5GHz



Antenna Patterns, and Product Views

Cloud6 4x4 Outdoor (ECW270) Product Views



*Make sure use 60W PoE power when PSE out is in use

Plug & Play with Zero Configuration



EnGenius Technologies | Costa Mesa, California, USA

Email: support@enginustech.com
Website: www.enginustech.com
Local contact: (+1) 714 432 8668

EnGenius Networks Singapore Pte Ltd. | Singapore

Email: techsupport@enginustech.com.sg
Website: www.enginustech.com.sg
Local contact: (+65) 6227 1088

EnGenius Technologies Canada | Ontario, Canada

Email: support@enginustech.com
Website: www.enginustech.com
Local contact: (+1) 905 940 8181

EnGenius Networks Dubai | Dubai, UAE

Email: support@enginustech-me.com
Website: www.enginustech-me.com
Local contact: (+971) 4 339 1227

EnGenius Networks Europe B.V. | Eindhoven, Netherlands

Email: support@enginustech.com
Website: www.enginustech.com
Local contact: (+31) 40 8200 887

恩碩科技股份有限公司 | Taiwan, R.O.C.

Email: sales@enginustech.com.tw
Website: www.enginustech.com.tw
Local contact: (+886) 933 250 628