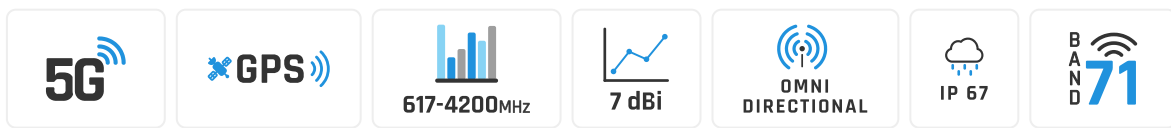


# QuSpot for Teltonika TRB500

## INTEGRATED MULTI-BAND LTE & 5G OMNI ANTENNA + PLACE TO INSTALL TELTONIKA TRB500 (ALL-IN-ONE)

QuSpot for TRB500 is an outdoor antenna designed to provide reliable wireless connectivity in a variety of environments. This product is an all in one solution that integrates a high gain omnidirectional 5G antennas with RUTX50 into a single IP67 enclosure. Such integration allows implementation of new outdoor TRB500 solutions. QuSpot for TRB500 is an ideal solution for outdoor wireless connectivity in moving applications such as transportation, yachting, boats and camping but also city centres with high signal density. For maximum performance a Gigabit PoE splitter is included in every set.




 OUTDOOR ANTENNA WORKS IN **ANY WEATHER CONDITIONS**, IP67

 ANTENNA **PERFECTLY MATCHED** WITH THE ROUTER

 PASSIVE **POE SUPPORT** WITH GIGABIT SPLITTER

 MADE IN **EUROPE**



## 5G ANTENNA SPECIFICATION


<b>FREQUENCY</b>	617 - 960 MHz 1.7 - 2.7 GHz 3.3 - 4.3 GHz
<b>SUPPORTED LTE BANDS</b>	1, 2, 3, 4, 5, 7, 8, 9, 10, 12, 13, 14, 17, 18, 19, 20, 22, 25, 26, 27, 28, 29, 30, 33, 34, 35, 36, 37, 38, 39, 40, 41, 42, 43, 44, 48, 49, 52, 53, 65, 66, 67, 68, 69, 71, 85, 103, 106
<b>SUPPORTED 5G BANDS</b>	n1, n2, n3, n5, n7, n8, n12, n13, n14, n18, n20, n25, n26, n28, n29, n30, n34, n38, n39, n40, n41, n48, n53, n65, n66, n67, n71, n77, n78, n80, n81, n82, n83, n84, n85, n86, n89, n90, n95, n97, n98, n100, n101, n256
<b>GAIN</b>	617 - 960 MHz : 2 dBi 1.7 - 2.7 GHz : 4 dBi 3.3 - 4.3 GHz : 4.5 dBi
<b>VSWR</b>	<2.00, max <2.50
<b>BEAMWIDTH</b>	360°/25° ±5°
<b>POLARIZATION</b>	Vertical
<b>IMPEDANCE</b>	50 Ω

## MECHANICAL SPECIFICATION

<b>MATERIALS</b>	ABS, aluminum, PTFE
<b>CONNECTOR TYPE</b>	RJ45
<b>INGRESS PROTECTION</b>	IP67
<b>DIMENSIONS</b>	160 x 160 x 240 mm 6.3 x 6.3 x 9.45 inch
<b>WEIGHT</b>	1.5 kg 3.31 lbs
<b>OPERATING TEMPERATURE</b>	From -40°C to 75°C From -40°F to 167°F

## FREQUENCY BANDS

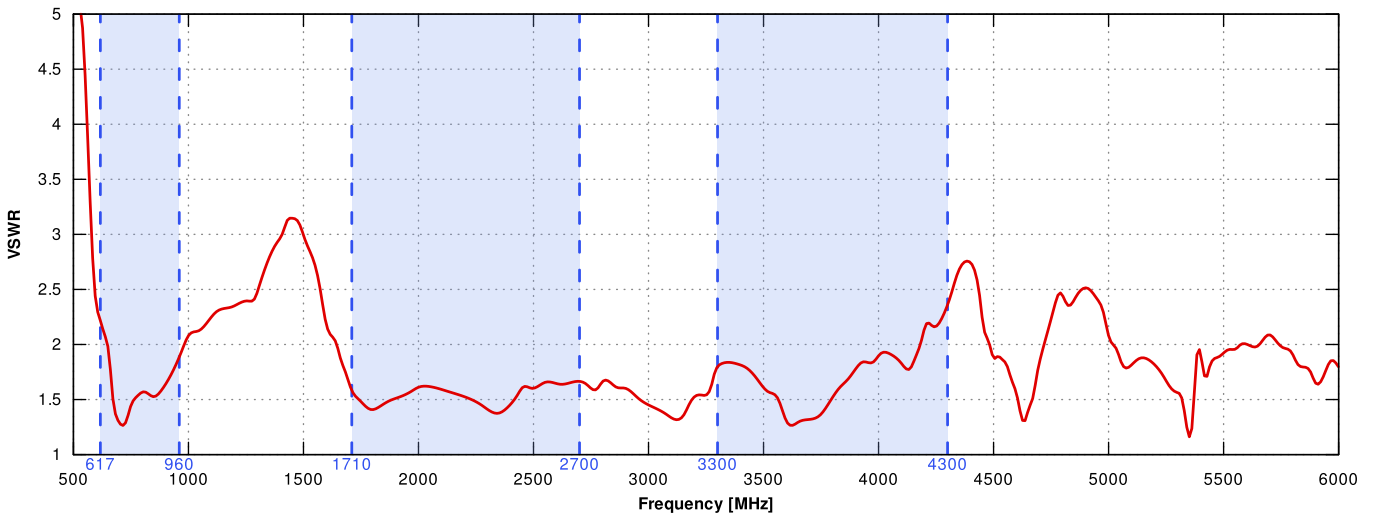
<b>LTE / 4G</b>	1	2	3	4	5	7	8	617 MHz	4300 MHz
	9	10	12	13	14	17	18		
	19	20	22	25	26	27	28		
	29	30	33	34	35	36	37		
	38	39	40	41	42	43	44		
	48	49	52	53	65	66	67		
	68	69	71	85	103	106			



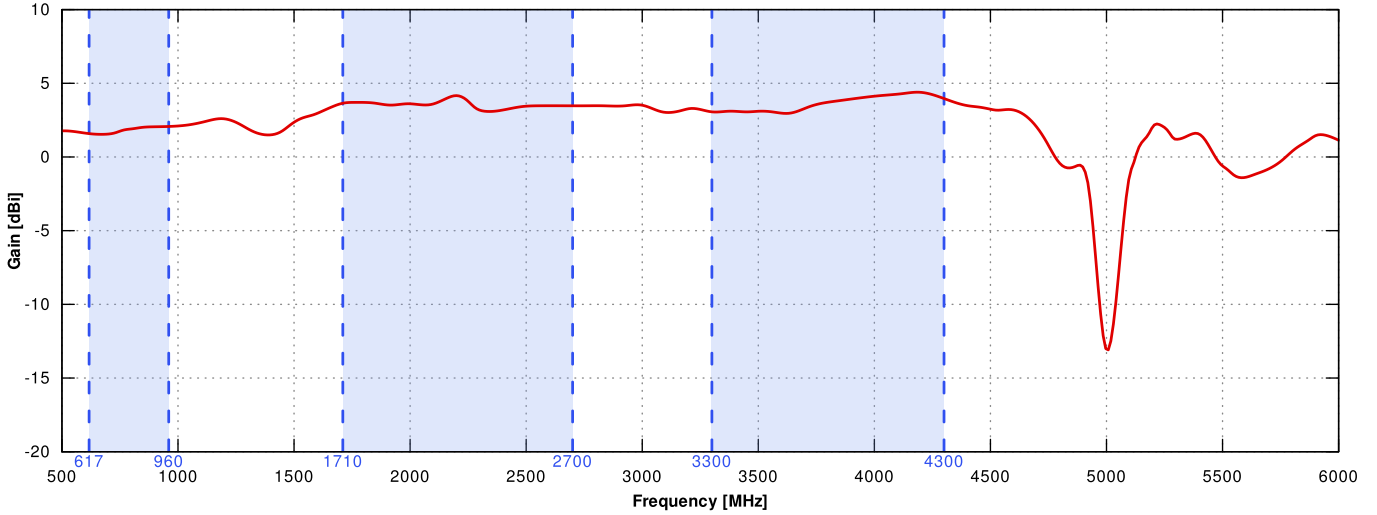
n1	n2	n3	n5	n7	n8	n12		
n13	n14	n18	n20	n25	n26	n28		
n29	n30	n34	n38	n39	n40	n41		
617 MHz	n48	n53	n65	n66	n67	n71	n77	4300 MHz
n78	n80	n81	n82	n83	n84	n85		
n86	n89	n90	n95	n97	n98	n100		
n101	n256							

## PLOTS

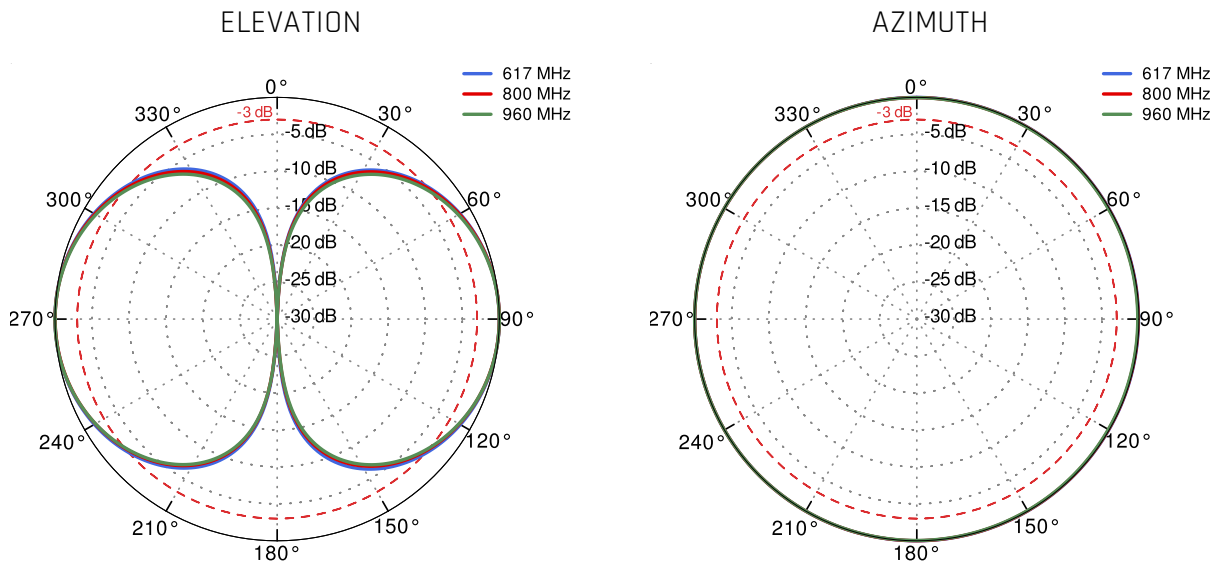
VSWR for 5G/LTE antenna



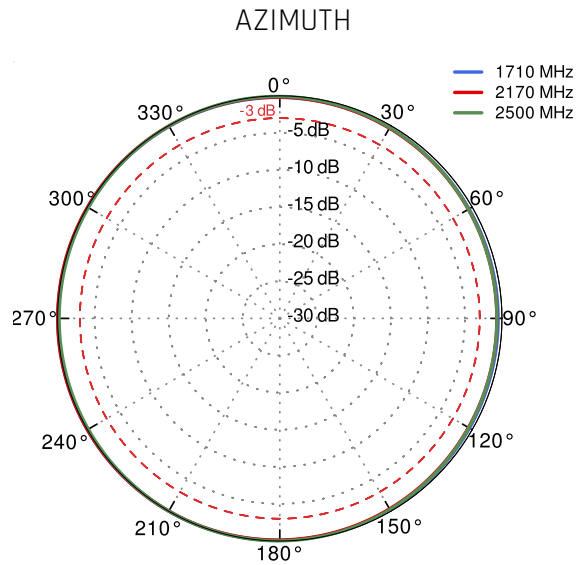
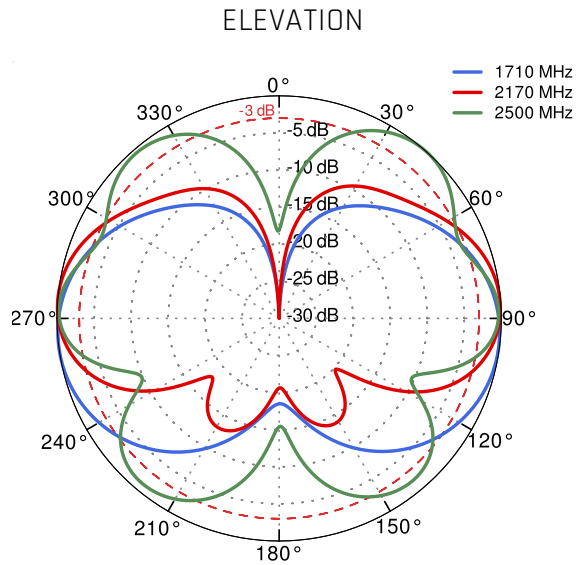
### Gain for 5G/LTE antenna



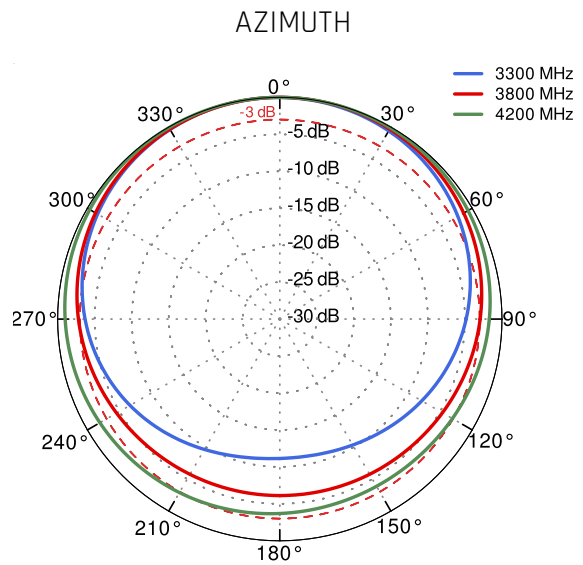
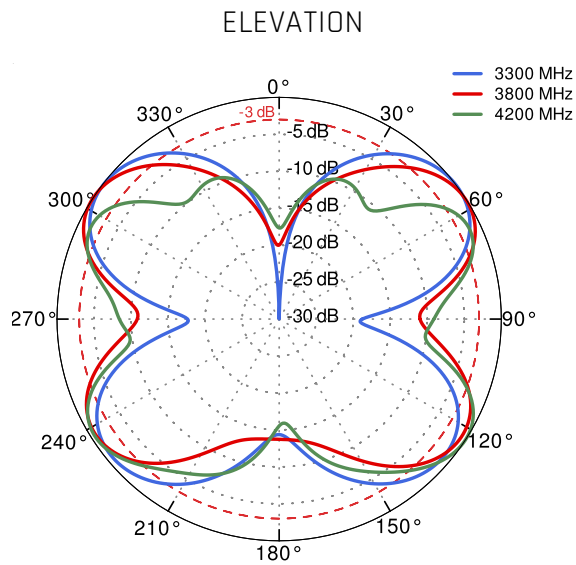
### 5G/LTE from 617MHz to 960MHz



5G/LTE from 1.71GHz to 2.5GHz



5G/LTE from 3.3GHz to 4.2GHz



## **DIMENSIONS**

