











1 Packing Check List

Item	Description	Quantity
1.	A-MIMO-0003-V2 Antenna only	1
2.	Adhesive Foam Discs	1
3.	M4 x 12mm Stainless Steel Screws	6
4.	Grip Extenders	5*
5.	SMA(f) to RP-SMA(m) Adapter	2*
6.	10mm Threaded Spigot	1
7.	50mm Threaded Spigot	1
8.	Plastic Nut	1
9.	Cable Clips	2
10.	Spigot Seal	1









*Quantity will differ with different versions

1 Packing Check List

The appearance of each component	
Antenna Unit	
	
Adhesive Foam Discs	10mm Threaded Spigot
	
6x (M4 x 12mm) Stainless Steel Screws	Plastic Nut
	
*SMA(f) to RP-SMA(m) Adapter	50mm Threaded Spigot
	
Grip Extenders	Cable Clips
	
Spigot Seal	
	

*Antenna with Wi-Fi only

2 Tools Required

Item	
Safety goggles	Drills (Pilot drill (3mm) and Hole saw (22mm) or step drill (4 - 22mm))
	
Masking tape	Hand drilling machine
	
Centre punch	Hammer
	
27mm spanner/wrench	Drilling template (Available on www.poynting.tech/downloads)
	

3 Optional Accessories

Optional Accessories

1. Various Cable extensions are available
2. Magnetic Base Kit