





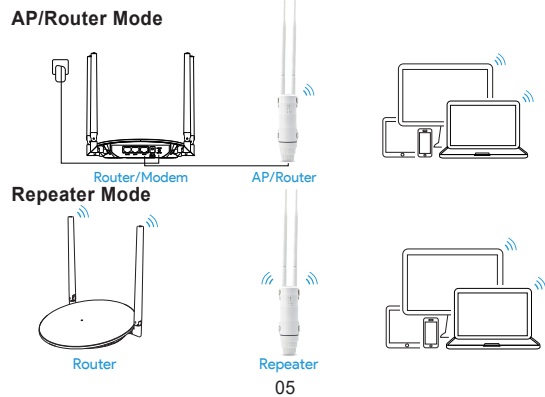
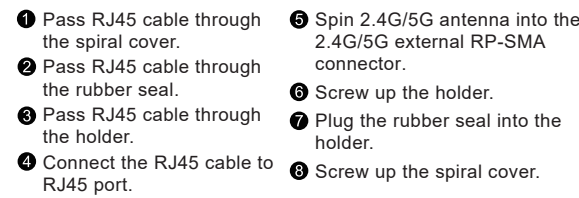
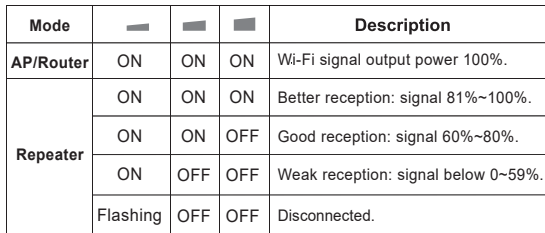
WEEE Directive & Product Disposal

 At the end of its serviceable life, this product should not be treated as household or general waste. It should be handed over to the applicable collection point for the recycling of electrical and electronic equipment, or returned to the supplier for disposal.

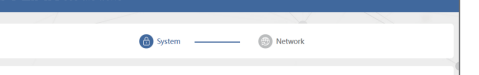
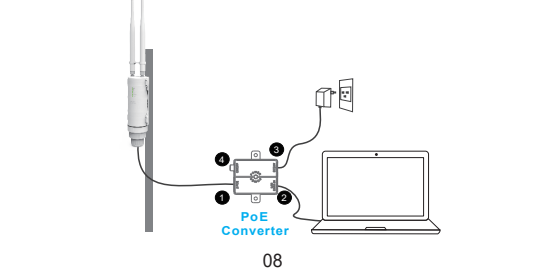
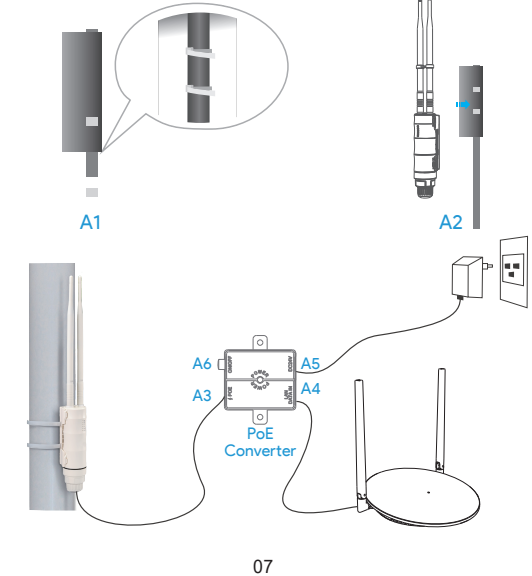


WEEE Directive & Product Disposal

 At the end of its serviceable life, this product should not be treated as household or general waste. It should be handed over to the applicable collection point for the recycling of electrical and electronic equipment, or returned to the supplier for disposal.



FIT mode is ideal for larger networks with broader coverage, a higher number of users, and a need for efficient network performance and enhanced security.



10

11

12

13



15

16

17

18

